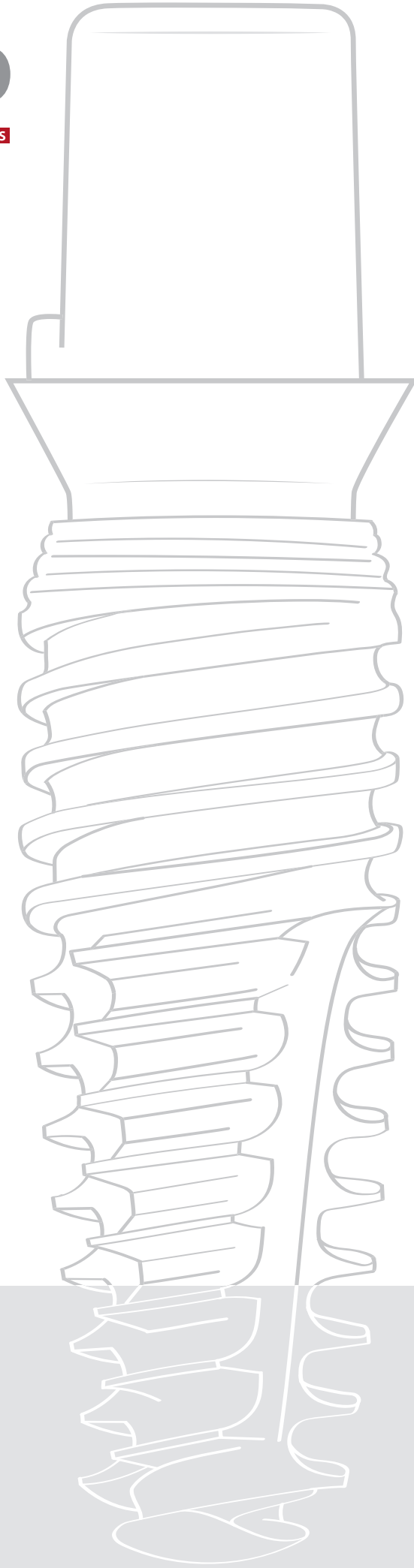


2021 PRODUCT CATALOG



IMPLANTS
IS OUR BUSINESS



QUALITY & DESIGN
MADE IN GERMANY

K3Pro® Table of contents

K3Pro® ARGON

Argon – Implants is our business	4
The Cone and the DIN EN ISO 14801	6
The K3Pro® OsteoActive® surface	7
Quality - development & testing	8
Production, raw materials, blisters and packaging	9

K3Pro® Implants

Rapid Implants	10
Sure Implants	12
Short Implants	14
Surgical handling	15
Prosthetic handling	17

K3Pro® Prosthetics

Abutment overview	18
TA – Gingiva former	20
PA – Provisional abutments	22
TPA – Temporary provisional abutments	24
FF – FreeForm abutments	25
EAK –Preform abutments	26
AA – Anatomic abutments	28
GAT – Base abutments	30
CCA – Cobalt/Chrome abutments	31
KSA – Scan/ glued abutments	32
CS – Cerec abutments	34
CG.V & CG.FB – FlexiBase abutments	36
CG.C – ClouBase abutments	37
CAD – Libraries & dimensioning	38
CAD – Frame inserts & milling holder	39
VBA – RapidFix® abutments	40

MB – Multibase abutments	42
VBA RapidFix® attachments	44
MB Multibase attachments	45
EAZ – Emergence abutments	46
FLA – Finder/ Locator abutments	48
KKA – ball-headed abutments	50
Screws & membrane fixation	52
Labor Components 2 mm Platform	53
Labor Components 3 mm Platform	54
Labor Components 3 mm Short Platform	55
Tray cleaning instruction	56
Tray overview	57
Classic Surgery	
– K3Pro® Basic Tray Sure/ Short	58
– K3Pro® Basic Tray Rapid	58
– K3Pro® Expert Tray Sure/ Rapid	58
– K3Pro® Professional Tray Sure/ Rapid	59
– K3Pro® drill stop & pilot drill Tray	59
Full guided Surgery	
– K3Pro® Surgery Kit for 3.0- 3.5 mm	60
– K3Pro® Surgery Kit for 4.0- 4.5 mm	60
– K3Pro® Surgery Kit for 5.0- 6.0 mm	60
Prosthetic Trays	
– K3Pro® Prosthetics/ Labor Tray	61
– K3Pro® Prosthetics/ Labor Tray (extended)	61
– K3Pro® Prothetik Tray	61
Explanation of our Platform systems & symbols	62
The PeriProtect System	63



We are Argon

Since the company was founded over 20 years ago, initially as a representative of innovative dental products, our activities have always been guided by one wish: we want to offer self-developed complete implantology systems with outstanding quality and value. In addition, as a leader in technology, we would like to be seen in the same context as larger companies around the world that also stand for these values. We are excited that we have achieved these goals and owe a large part of our success to our customers, some of whom are among the best implantologists in the world. We are conservative of values, but our spirit of innovation never stops.

Owner-managed, cooperative and scientifically oriented

While the implants and instruments from Argon are in-house developments by the engineer-led management team, we also place great value on partnering with specialists. This includes above all the collaboration with Implant Solutions® from the United States, the long-standing experts for digital workflow in implantology. Argon has been offering titanium adhesive bases for digital milling of the crowns in prosthetics since 2010 and fully-navigated drilling protocols for maximum precision with particularly reduced bone availability since 2013. We are also particularly proud of the implantology training program, which is organized together with well-known speakers at Argon's location in Bingen am Rhein, Germany in the in-house clinic and with live operations.

The cone connection between implant and abutment

The Argon K3Pro implant - and all its predecessors in the company's history - stands like no other for the conical 1.5° connection of implant and abutment, which has been in line with our philosophy from the start. Now, the market for implants worldwide has shifted significantly in the direction of conical implant systems and away from so-called traditional tube-in-tube or butt-joint connections. One reason to examine the term "cone" more closely in implantology.


...AND PROVEN DENTAL IMPLANTS

The meaning of a conical connection

Scientific studies and practical experience in implantology have long shown that, especially in the first years after implantation, crestal bone loss (and associated gingival decline) around the implant shoulder is the rule. Studies have shown that the cause of this unsatisfactory fact in our eyes, besides too much stress on the cortical bone, is above all the bacterial colonization of the interior of the implant. Due to the chewing load and the associated micro-movements, bacteria are pumped into and out of the implant, which lead to contamination of the implant surface and accelerate the bone breakdown. It is therefore the primary goal to seal the implant better, and this is successfully achieved with different versions of a cone. In principle, this cone can have a steep or a flat angle.

The weakness of a default conical connection

If you examine the formation of the micro-gap and the pump effect in more detail (*recording, causes and consequences of micro-movements at the implant-abutment interface Zipprich, Holger / Weigl, Paul / Lange, Bodo / Lauer, HansChristoph 2007-2020*), you can see that weaknesses remain. Abutments with a short cone dip into the implant during occlusal loading, thicken it and increase the risk of fractures. Particularly flat cone angles do not dip, but do not offer any tightness under lateral loads and no friction, the pumping effect cannot be prevented. As with conventional solutions, the load of this connection rests solely on the screw. The most annoying problem in practice in implantology, loosening or fractures of the connecting screw is not solved by these two cone connections. We locate the reasons for these unsatisfactory solutions in inexpensive, simple and fast production.



The performance of a “real” cone connection in implantology is provided by K3Pro

It is known from mechanical engineering that a true cone, the so-called “Morse Taper”, can only be spoken from a relatively steep angle of 6 degrees and less - combined with a certain length. Here the choice in the implantology sector is very small with argon being one of the very few providers. Only such a steep long cone develops so much friction that the load on the connection is no longer on the screw. The forces between the abutment and the implant are perfectly balanced. The load is shifted deep into the implant and thus evenly into the bone. The form fit is therefore also frictional, there is no longer a one-sided load peak with the risk of fracture of individual components - screw, abutment, implant. K3Pro offers the unshakable stability of a one-piece, monolithic implant system with all the unrestricted prosthetic advantages of a two-piece implant system. K3Pro offers an outstanding selection of surgical and prosthetic options for any indication.

Our technical superiority is your advantage

In summary, with this special form of the cone connection we achieve not only absolute freedom of micro-movement and bacterial tightness, but also reliability and sustainability due to unrivaled stability. There are also no titanium abrasions as a result of wobbly connections, a topic that will soon become the focus of scientific research. Another advantage is the outstanding aesthetics, because of the reliable tightness, K3Pro can (and should) be set particularly low. A bony seal forms over the implant shoulder. (Please continue reading in the chapter “Peri-Protect-Design”). Last but not least, we attached great importance to the “Handling” chapter. With our unique disengagement technology, doctors and dental technicians have the opportunity at any time to release the force of the form-fitting cone between implant and abutment in a particularly patient-friendly and reliable manner.

The K3Pro principle of uncompromising quality “Made and Developed in Germany”

The Argon German Group is an engineering-led company of medium-sized that strives for technically optimal solutions. This is the firm pillar of our company philosophy. All of our products are “Manufactured and Engineered in Germany” without exception. Our success - even compared to larger debt-financed groups - proves us right. You can rely on us today and in the future, promised.

Scientifically proven: K3Pro is free of micro-movement

A study that was particularly important for the sustainability of implantological restorations was carried out at the University Clinic in Frankfurt: *"Detection, causes and consequences of micro movements at the implant-abutment interface"* by Zipprich, Holger / Weigl, Paul / Lange, Bodo / Lauer, Hans-Christoph. Because most multi-part implant systems use a fitting design between the implant and the abutment with a clearance fit. The clinical relevance of a highly and cyclically loaded implant-abutment connection is rated as high. Because two-part implant systems dominate the market due to the prosthetic advantages. In addition, increased technical failure of the implant-abutment connection is found in the case of unblocked single crowns in the posterior region. In addition, crestal bone resorptions often occur after the abutment assembly on the implant-abutment interface if the positioning was crestal or subcrestal. The aim of an in-vitro study was to evaluate the behavior of implant-abutment connections under simulated chewing loads. Of particular interest was the detection of micro movements between the abutment and the endosseous implant body during dynamic load application. The abutments were loaded with a force of up to 200N below 30°. The force application point was 8 mm from the implant platform, the rate of increase of the force was 0.3N / ms. The interface of the implant-abutment connection was recorded and measured by X-ray with a video camera (1.000 images / s).


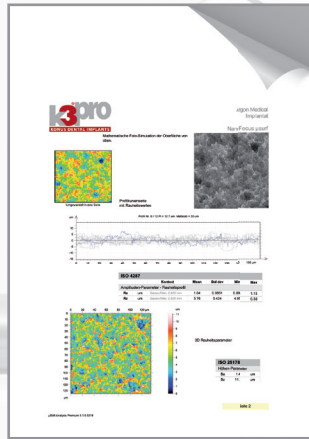
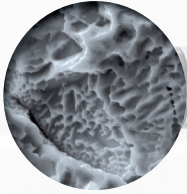
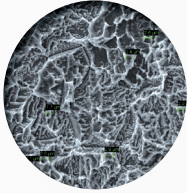


Evaluating of the results

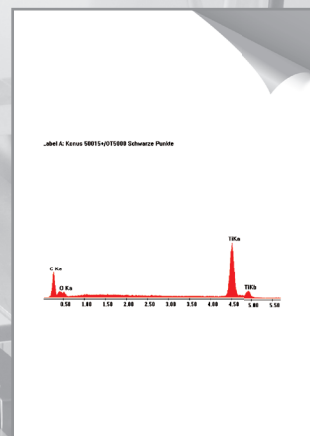
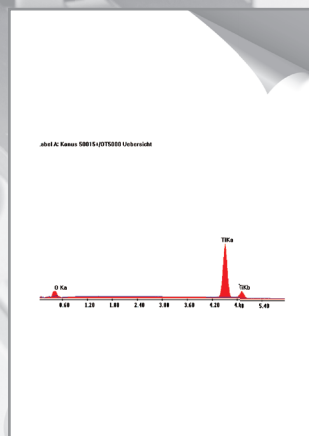
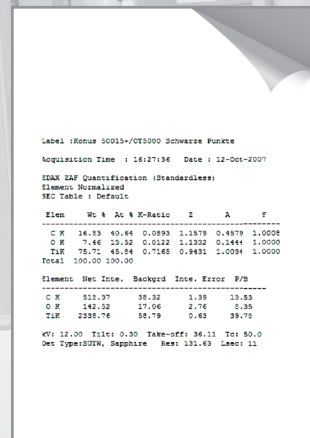
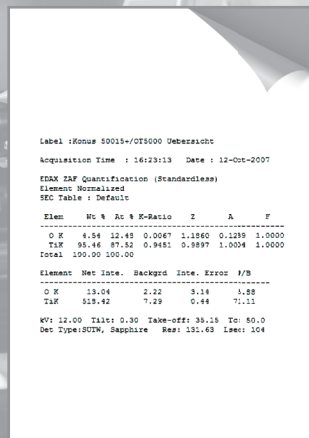






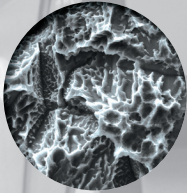
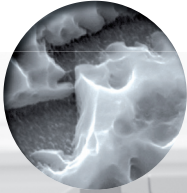
The cone K3Pro® implants (4.5 mm x 13 mm) from Argon Medical Productions GmbH & Co. KG show no gap formation in the X-ray analysis even at the maximum load of 200N. The penetration of a saliva-like x-ray contrast medium cannot be seen in the subsequent micropump analysis either.

In comparison, it can be stated that so far, without exception, every classic butt joint with a purely horizontal contact surface between the implant and the abutment has a micro-gap and a micro-pump effect with the same test parameters.

With conical implant-abutment connections from other manufacturers, a gap formation can be observed between the implant and the abutment in some implant systems. The cone K3Pro® implants (4.5 mm x 13 mm) from Argon Medical Productions GmbH & Co. KG, on the other hand, shows no gap formation between the implant and the abutment.




Cone: EDAX element analysis (implant surface and support)



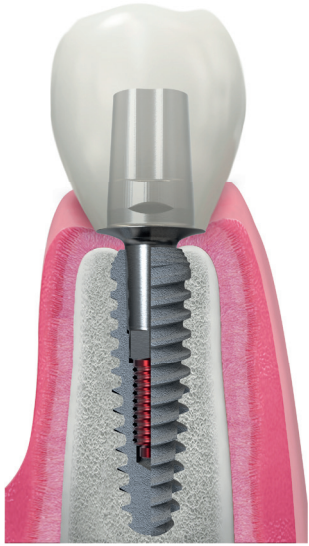
K3Pro® Development & testing

We develop, manufacture, treat, clean and package all of our components so that we can guarantee you the highest quality standard. Only certain selected materials are considered pure for our implant production. The inspection of the components is also important to us, so that we can check each batch for dimensions, fit and accuracy. In addition, the surface of each batch of the implants is analyzed with the Zeiss microscope for purity and surface structure and tested for the resilience of the implant / abutment connection according to EN / DIN / ISO 14801 with the DORA 14801 testing machine. We continuously check every batch to provide you with the best quality.





K3Pro® Rapid® Implants

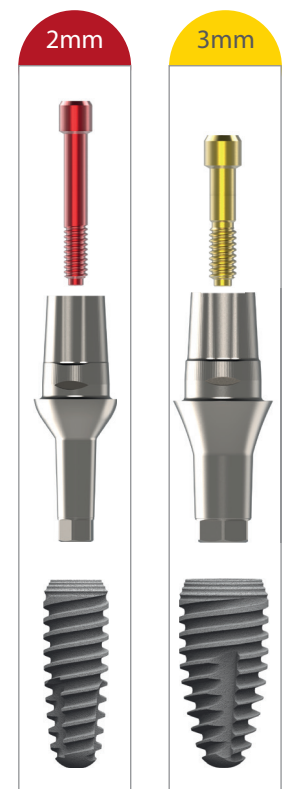


The K3Pro® Rapid implant with self-tapping thread design and conical implant body allows you to still change the direction after drilling. The cutting thread and the cutting groove allow controlled placement of the implant. Rapid implants are suitable for all indications and offer ideal primary stability, especially in the upper jaw. The implant is ideal for a restoration with occlusally screwed Multi Units (Rapid Fix), temporary restorations and immediate loading. The conical outer shape, which is anatomically based on the tooth root, enables the biological width to be reduced and is ideally suited for immediate implant placement.

The sloping shoulder and the subcrestal insert enable tight bone closure and a low emergence profile from the sulcus. In this way, bone and papilla preservation is ensured in the long term.

THE K3PRO® RAPID IMPLANT

- OsteoActive® surface for fast and safe osseointegration
- Bacteria-tight and micro-movement-free implant-prosthetic connection
- Sloping shoulder for crestal bone preservation and soft tissue maintenance
- Micro grooves for an enlarged surface
- Conical implant body matching the anatomy of the tooth root is ideal for immediate implantation
- Progressive thread for optimal primary stability and immediate loading
- Tapered thread design
- Two parallel threads
- Self-tapping thread for easy insertion
- Available with 2mm and 3mm platform



K3Pro® Rapid Implants

2 mm Platform

Item number	Description	∅	L
30009K3PRO.R	3.0 x 9.0mm K3Pro Rapid Implant, 2mm Platform	3.0	9.0
30011K3PRO.R	3.0 x 11.0mm K3Pro Rapid Implant, 2mm Platform	3.0	11.0
30013K3PRO.R	3.0 x 13.0mm K3Pro Rapid Implant, 2mm Platform	3.0	13.0
30015K3PRO.R	3.0 x 15.0mm K3Pro Rapid Implant, 2mm Platform	3.0	15.0
30017K3PRO.R	3.0 x 17.0mm K3Pro Rapid Implant, 2mm Platform	3.0	17.0
35009K3PRO.R	3.5 x 9.0mm K3Pro Rapid Implant, 2mm Platform	3.5	9.0
35011K3PRO.R	3.5 x 11.0mm K3Pro Rapid Implant, 2mm Platform	3.5	11.0
35013K3PRO.R	3.5 x 13.0mm K3Pro Rapid Implant, 2mm Platform	3.5	13.0
35015K3PRO.R	3.5 x 15.0mm K3Pro Rapid Implant, 2mm Platform	3.5	15.0
35017K3PRO.R	3.5 x 17.0mm K3Pro Rapid Implant, 2mm Platform	3.5	17.0



3 mm Platform

40008K3PRO.R	4.0 x 8.0mm K3Pro Rapid Implant, 3mm Platform	4.0	8.0
40009K3PRO.R	4.0 x 9.0mm K3Pro Rapid Implant, 3mm Platform	4.0	9.0
40011K3PRO.R	4.0 x 11.0mm K3Pro Rapid Implant, 3mm Platform	4.0	11.0
40013K3PRO.R	4.0 x 13.0mm K3Pro Rapid Implant, 3mm Platform	4.0	13.0
40015K3PRO.R	4.0 x 15.0mm K3Pro Rapid Implant, 3mm Platform	4.0	15.0
40017K3PRO.R	4.0 x 17.0mm K3Pro Rapid Implant, 3mm Platform	4.0	17.0
45008K3PRO.R	4.5 x 8.0mm K3Pro Rapid Implant, 3mm Platform	4.5	8.0
45009K3PRO.R	4.5 x 9.0mm K3Pro Rapid Implant, 3mm Platform	4.5	9.0
45011K3PRO.R	4.5 x 11.0mm K3Pro Rapid Implant, 3mm Platform	4.5	11.0
45013K3PRO.R	4.5 x 13.0mm K3Pro Rapid Implant, 3mm Platform	4.5	13.0
45015K3PRO.R	4.5 x 15.0mm K3Pro Rapid Implant, 3mm Platform	4.5	15.0
45017K3PRO.R	4.5 x 17.0mm K3Pro Rapid Implant, 3mm Platform	4.5	17.0
50008K3PRO.R	5.0 x 8.0mm K3Pro Rapid Implant, 3mm Platform	5.0	8.0
50009K3PRO.R	5.0 x 9.0mm K3Pro Rapid Implant, 3mm Platform	5.0	9.0
50011K3PRO.R	5.0 x 11.0mm K3Pro Rapid Implant, 3mm Platform	5.0	11.0
50013K3PRO.R	5.0 x 13.0mm K3Pro Rapid Implant, 3mm Platform	5.0	13.0
60008K3PRO.R	6.0 x 8.0mm K3Pro Rapid Implant, 3mm Platform	6.0	8.0
60009K3PRO.R	6.0 x 9.0mm K3Pro Rapid Implant, 3mm Platform	6.0	9.0
70008K3PRO.R	7.0 x 8.0mm K3Pro Rapid Implant, 3mm Platform	7.0	8.0
70009K3PRO.R	7.0 x 9.0mm K3Pro Rapid Implant, 3mm Platform	7.0	9.0
70011K3PRO.R	7.0 x 11.0mm K3Pro Rapid Implant, 3mm Platform	7.0	11.0
80008K3PRO.R	8.0 x 8.0mm K3Pro Rapid Implant, 3mm Platform	8.0	8.0
80009K3PRO.R	8.0 x 9.0mm K3Pro Rapid Implant, 3mm Platform	8.0	9.0
80011K3PRO.R	8.0 x 11.0mm K3Pro Rapid Implant, 3mm Platform	8.0	11.0



K3Pro® Sure Implants




The K3Pro® Sure implant with compression thread design. The implant drill specifies the direction of the implant. The parallel thread and the predominantly cylindrical, only slightly conical implant body offer an enlarged surface compared to conventional implants. An apical cutting groove improves grip during insertion, which is characterized by an even torque.

Sure implants are suitable for all indications and offer ideal primary stability in all bone densities from D1 to D4.

The sloping shoulder and the subcrestal insert enable tight bone closure and a low emergence profile from the sulcus. In this way, bone and papilla preservation is ensured in the long term.

THE K3PRO® SURE IMPLANT

- OsteoActive® surface for fast and safe osseointegration
- Bacteria-tight and micro-movement-free implant-prosthetic connection
- Sloping shoulder for crestal bone preservation and soft tissue maintenance
- Cylindrical shape for particularly large BIC
- Implant body in a conical-cylindrical design
- Compression thread for increased primary stability
- Two parallel threads
- Cylindrical thread design
- Uniform insertion force during implant insertion (thread cutter recommended)
- Available with 2mm and 3mm platform



K3Pro® Sure Implants

2 mm Platform

Item number	Description	∅	L
30009K3PRO.S	3.0 x 9.0mm K3Pro Sure Implant, 2mm Platform	3.0	9.0
30011K3PRO.S	3.0 x 11.0mm K3Pro Sure Implant, 2mm Platform	3.0	11.0
30013K3PRO.S	3.0 x 13.0mm K3Pro Sure Implant, 2mm Platform	3.0	13.0
35009K3PRO.S	3.5 x 9.0mm K3Pro Sure Implant, 2mm Platform	3.5	9.0
35011K3PRO.S	3.5 x 11.0mm K3Pro Sure Implant, 2mm Platform	3.5	11.0
35013K3PRO.S	3.5 x 13.0mm K3Pro Sure Implant, 2mm Platform	3.5	13.0

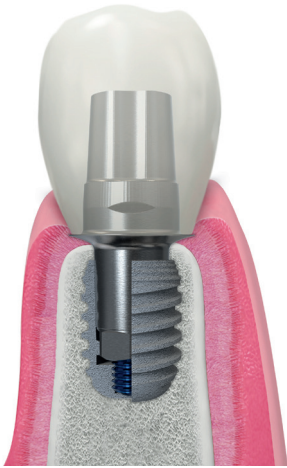


3 mm Platform

40008K3PRO.S	4.0 x 8.0mm K3Pro Sure Implant, 3mm Platform	4.0	8.0
40009K3PRO.S	4.0 x 9.0mm K3Pro Sure Implant, 3mm Platform	4.0	9.0
40011K3PRO.S	4.0 x 11.0mm K3Pro Sure Implant, 3mm Platform	4.0	11.0
40013K3PRO.S	4.0 x 13.0mm K3Pro Sure Implant, 3mm Platform	4.0	13.0
45008K3PRO.S	4.5 x 8.0mm K3Pro Sure Implant, 3mm Platform	4.5	8.0
45009K3PRO.S	4.5 x 9.0mm K3Pro Sure Implant, 3mm Platform	4.5	9.0
45011K3PRO.S	4.5 x 11.0mm K3Pro Sure Implant, 3mm Platform	4.5	11.0
45013K3PRO.S	4.5 x 13.0mm K3Pro Sure Implant, 3mm Platform	4.5	13.0
50008K3PRO.S	5.0 x 8.0mm K3Pro Sure Implant, 3mm Platform	5.0	8.0
50009K3PRO.S	5.0 x 9.0mm K3Pro Sure Implant, 3mm Platform	5.0	9.0
50011K3PRO.S	5.0 x 11.0mm K3Pro Sure Implant, 3mm Platform	5.0	11.0
50013K3PRO.S	5.0 x 13.0mm K3Pro Sure Implant, 3mm Platform	5.0	13.0
60008K3PRO.S	6.0 x 8.0mm K3Pro Sure Implant, 3mm Platform	6.0	8.0
60009K3PRO.S	6.0 x 9.0mm K3Pro Sure Implant, 3mm Platform	6.0	9.0



K3Pro® Short Implants




The K3Pro® Short Implant is for the most difficult indications with greatly reduced amount of bone. K3Pro offers great advantages with the revolutionary, long cone connection with a 1.5° angle, which generally ensures sustainable bacterial tightness and freedom of micro-movement: Only under these conditions is it successfully possible to implant clinically and functionally. Our short implants in lengths of 5.5, 6.5 and 7.5 mm (with diameters from 4 to 6 mm), can be blocked or used as a single tooth replacement. In addition, they can effectively support the reconstruction thanks to the newly created pressure and tensile load long-term preservation of the bone. Under difficult conditions, the cylindrical outer shape maximizes the surface and the apical rounding with cutting groove optimizes the use of the K3Pro® Short implant system. The necessary instruments are identical to the Sure implants, so users can safely place the short implants without additional effort.

3 mm Short Platform

Item number	Description	∅	L
40055K3PRO.R/SHORT	4.0 x 5.5mm K3Pro Short Implant, Short Platform	4.0	5.5
40065K3PRO.R/SHORT	4.0 x 6.5mm K3Pro Short Implant, Short Platform	4.0	6.5
40075K3PRO.R/SHORT	4.0 x 7.5mm K3Pro Short Implant, Short Platform	4.0	7.5
45055K3PRO.R/SHORT	4.5 x 5.5mm K3Pro Short Implant, Short Platform	4.5	5.5
45065K3PRO.R/SHORT	4.5 x 6.5mm K3Pro Short Implant, Short Platform	4.5	6.5
45075K3PRO.R/SHORT	4.5 x 7.5mm K3Pro Short Implant, Short Platform	4.5	7.5
50055K3PRO.R/SHORT	5.0 x 5.5mm K3Pro Short Implant, Short Platform	5.0	5.5
50065K3PRO.R/SHORT	5.0 x 6.5mm K3Pro Short Implant, Short Platform	5.0	6.5
50075K3PRO.R/SHORT	5.0 x 7.5mm K3Pro Short Implant, Short Platform	5.0	7.5
60055K3PRO.R/SHORT	6.0 x 5.5mm K3Pro Short Implant, Short Platform	6.0	5.5
60065K3PRO.R/SHORT	6.0 x 6.5mm K3Pro Short Implant, Short Platform	6.0	6.5
60075K3PRO.R/SHORT	6.0 x 7.5mm K3Pro Short Implant, Short Platform	6.0	7.5

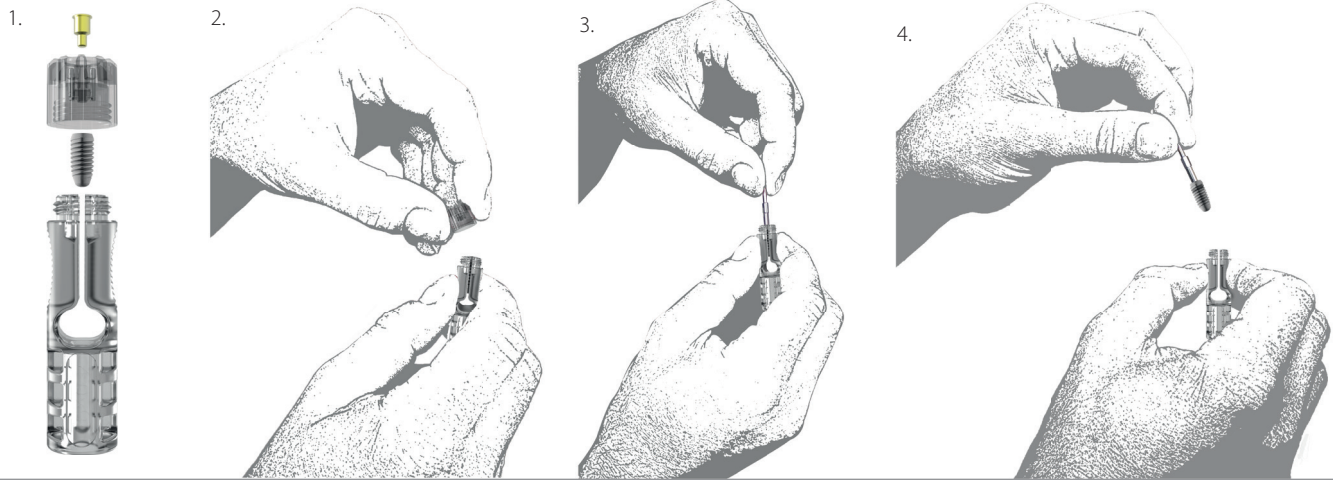
THE K3PRO® SHORT IMPLANT

- OsteoActive® surface for fast and safe osseointegration
- Bacteria-tight and micro-movement-free implant-prosthetic connection
- Sloping shoulder for crestal bone preservation and soft tissue maintenance
- Micro grooves for an enlarged surface
- Implant body in a conical-cylindrical design for particularly large BIC
- Compression thread for increased primary stability
- Two parallel threads
- Apical cutting groove for quick bone remodeling
- Apical rounding to protect the Schneiderian membrane



K3Pro® Surgical handling

Removal of the Implant from the packaging



1. Implant held by the container. The screw plug is in the lid
2. Expose the implant shaft by unscrewing the cover.
3. Fix the implant by applying slight lateral pressure to the container for inserting the insertion tool (make sure that the insertion instrument is correctly seated in the hexagon of the implant using the control line)
4. Release of the implant by relieving the container from the side and removing the implant with an insertion tool (the implant is held by the instrument with a slightly conical clamp in the hexagon)
5. The implant is made of grade 4 titanium (pure titanium), with the insertion tool made of hardened surgical steel, so that the hexagon should not be subjected to the recommended insertion force.

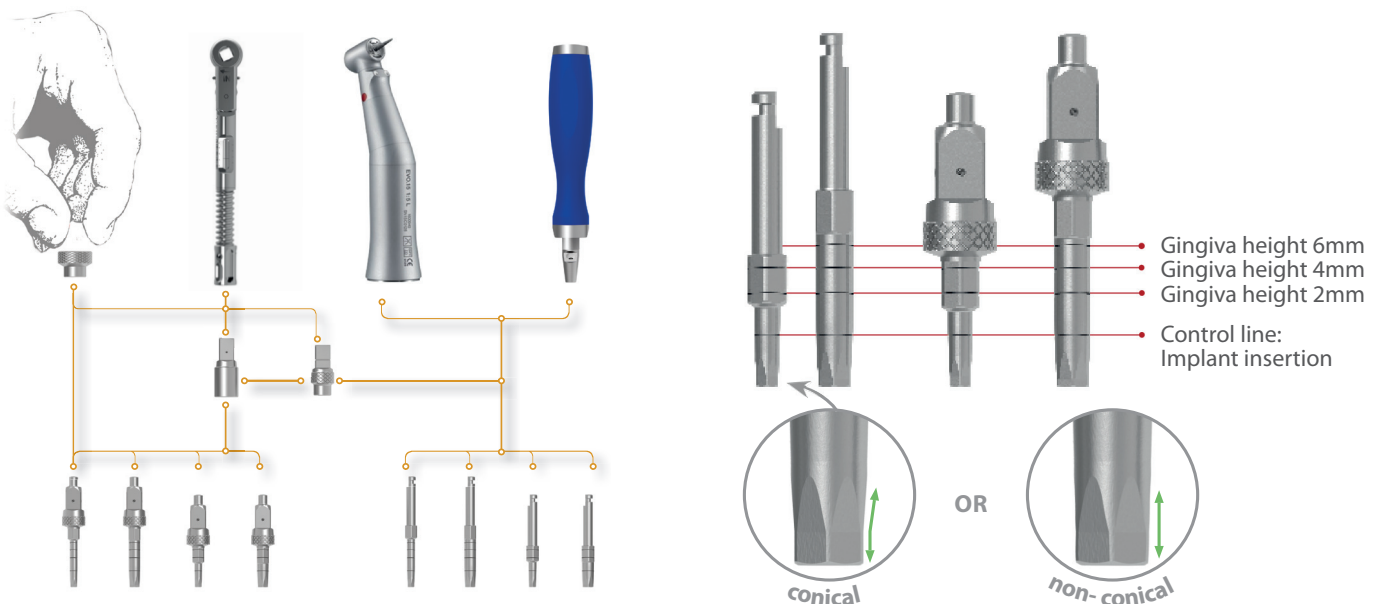
! If higher insertion forces than specified are required, we recommend insertion instruments without conical clamping which allow 10-15Ncm higher insertion forces.

- Please note that insertion tools without conical clamping are not suitable for removing implants from the containers.

Connect the implant and the driver so that the marking line disappears to ensure that the driver is in the hexagon of the implant.
















































































Recommended insertion forces for Implants
 2 mm: 25Ncm
 3 mm & Short: 35Ncm

Implant insertion



K3Pro® Surgical handling







Drilling protocol

	Rosenbohrer	Starting-drill	crestal Pilot drill 2.0 mm	sub-crestal Pilot drill 2.5 mm	Implant drills						Thread-cutter	Sinker	Implant-introducer	Screws
					Exchange after 50 Uses recommended	ø 3.0 mm	ø 3.5 mm	ø 4.0 mm	ø 4.5 mm	ø 5.0 mm				
Ø 3.0 mm	800 U/min	800 U/min	600 U/min	600 U/min	50- 600 U/min 35 Ncm	50- 600 U/min 35 Ncm	50- 600 U/min 35 Ncm	50- 600 U/min 35 Ncm	50- 600 U/min 35 Ncm	50- 600 U/min 35 Ncm	20 U/min 45 Ncm	50 U/min 35 Ncm	2mm 20-25 Ncm 3mm/Short 20-35 Ncm	5 Ncm
														
Ø 3.5 mm														
														
Ø 4.0 mm														
														
Ø 4.5 mm														
														

* Note: X is variable and is replaced by the respective length


K3Pro® Prosthetic handling

Insertion forces & unscrewing the abutments

		2 mm	3 mm	Short	
Abutment screw		20 Ncm	30 Ncm	20 Ncm	
screw for open / closed Transfer posts		Max. 10 Ncm	Max. 10 Ncm	Max. 10 Ncm	
Provisional Abutments (PA)		Max. 10 Ncm	Max. 10 Ncm	Max. 10 Ncm	
Gingiva formers (TA)	Titanium	Max. 10 Ncm	Max. 10 Ncm	Max. 10 Ncm	
Locator® compatible- / ball-headed Abutments (FLA / KKA)		20 Ncm	30 Ncm	20 Ncm	
Multibase Abutments (MB)		20 Ncm	30 Ncm	20 Ncm	
RapidFix Abutments (VBA)		20 Ncm	30 Ncm	20 Ncm	
	secondary Screw	Max. 10 Ncm	Max. 10 Ncm	Max. 10 Ncm	

Unscrewing the Abutments – Loosening the conical connection

1. Remove the screw
2. Insert the extractor assembly
3. Screw in the extractor by turning it clockwise
4. Remove extractor with abutment from implant
5. Turn the extractor counter-clockwise to loosen the structure



K3Pro® Prosthetics

Single tooth restorations and bridges

Temporary			
TA Gingiva former	TA Gingiva former two-parted	PA Provisional	TPA Temporary provisional



Standard Abutment (Crown & Bridges)		
EAK Preform	AA Anatomic	FF FreeForm



Individual & Analog	
CCA Cobalt/Chrome	GAT Base



CAD, CAM & Digital				
KSA Glued-/ Scan	CS Cerec	CAD CAD	CG.C ClouBase	CG.FB FlexiBase



Bar Abutments

MB
Multibase



Screwed

EAZ
Emergence – Transversal



VBA
RapidFix – Occlusal



Removable


FLA
Finder/Locator® compatible




KKA
Ball-head




2mm Platform



3mm Platform

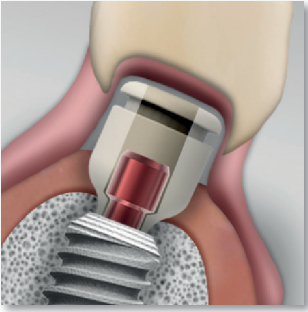


Short Platform



K3Pro® TA

Gingiva formers in Peek and Titanium




The K3Pro titanium healing abutments are equipped with a monolithic thread, close with the implant shoulder covered by the closed healing screw, are color-coded depending on the platform and are available in a particularly large number of diameters and heights. The emergence profile is biologically slim and concave.

The K3Pro Peek healing abutments are convex in design and can be individually prepared and positioned. They emerge conically from the implant and are particularly well suited in conjunction with the higher IKAS healing screw.

GINGIVA FORMERS

- Abutments for gingiva shaping
- Integrated groove for threading
- Two-part gingiva former in peek with separate screw for simple and quick individualization
- Peek abutments can be prepared
- Torque Recommendation (titanium): max. 10 Ncm
- The body screw is already included in the titanium bodies



TA Gingiva formers Titanium (one-piece)

2 mm Platform			
Item number	Description	∅	GH
TA 30020+NH/2	3.0 x 2.0mm Gingiva formers with 2mm Post	3.0	2.0
TA 30040+NH/2	3.0 x 4.0mm Gingiva formers with 2mm Post	3.0	4.0
TA 30060+NH/2	3.0 x 6.0mm Gingiva formers with 2mm Post	3.0	6.0
TA 40005+NH/2	4.0 x 0.5mm Gingiva formers with 2mm Post	4.0	0.5
TA 40020+NH/2	4.0 x 2.0mm Gingiva formers with 2mm Post	4.0	2.0
TA 40040+NH/2	4.0 x 4.0mm Gingiva formers with 2mm Post	4.0	4.0
TA 40060+NH/2	4.0 x 6.0mm Gingiva formers with 2mm Post	4.0	6.0
TA 50020+NH/2	5.0 x 2.0mm Gingiva formers with 2mm Post	5.0	2.0
TA 50040+NH/2	5.0 x 4.0mm Gingiva formers with 2mm Post	5.0	4.0
TA 50060+NH/2	5.0 x 6.0mm Gingiva formers with 2mm Post	5.0	6.0



3 mm Platform			
TA 40020+NH/3	4.0 x 2.0mm Gingiva formers with 3mm Post	4.0	2.0
TA 40040+NH/3	4.0 x 4.0mm Gingiva formers with 3mm Post	4.0	4.0
TA 40060+NH/3	4.0 x 6.0mm Gingiva formers with 3mm Post	4.0	6.0
TA 50005+NH/3	5.0 x 0.5mm Gingiva formers with 3mm Post	5.0	0.5
TA 50020+NH/3	5.0 x 2.0mm Gingiva formers with 3mm Post	5.0	2.0
TA 50040+NH/3	5.0 x 4.0mm Gingiva formers with 3mm Post	5.0	4.0
TA 50060+NH/3	5.0 x 6.0mm Gingiva formers with 3mm Post	5.0	6.0
TA 60020+NH/3	6.0 x 2.0mm Gingiva formers with 3mm Post	6.0	2.0
TA 60040+NH/3	6.0 x 4.0mm Gingiva formers with 3mm Post	6.0	4.0
TA 60060+NH/3	6.0 x 6.0mm Gingiva formers with 3mm Post	6.0	6.0



Short Platform			
TA 40040+NH/3_S	4.0 x 4.0mm Gingiva formers with 3mm Post Short	4.0	4.0
TA 50020+NH/3_S	5.0 x 2.0mm Gingiva formers with 3mm Post Short	5.0	2.0
TA 50040+NH/3_S	5.0 x 4.0mm Gingiva formers with 3mm Post Short	5.0	4.0



TA Gingiva formers Peek (two-piece)

2 mm Platform			
TA 40020/2	4.0 x 2.0mm Gingiva formers centrally screwed / 2mm Post	4.0	2.0
TA 40040/2	4.0 x 4.0mm Gingiva formers centrally screwed / 2mm Post	4.0	4.0
TA 40060/2	4.0 x 6.0mm Gingiva formers centrally screwed / 2mm Post	4.0	6.0
TA 60020/2	6.0 x 2.0mm Gingiva formers centrally screwed / 2mm Post	6.0	2.0
TA 60040/2	6.0 x 4.0mm Gingiva formers centrally screwed / 2mm Post	6.0	4.0
TA 60060/2	6.0 x 6.0mm Gingiva formers centrally screwed / 2mm Post	6.0	6.0



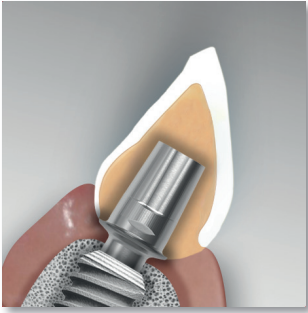
3 mm Platform		Short Platform	
TA 60005/3	6.0 x 0.5mm Gingiva formers centrally screwed / 3mm Post	6.0	0.5
TA 60020/3	6.0 x 2.0mm Gingiva formers centrally screwed / 3mm Post	6.0	2.0
TA 60040/3	6.0 x 4.0mm Gingiva formers centrally screwed / 3mm Post	6.0	4.0
TA 60060/3	6.0 x 6.0mm Gingiva formers centrally screwed / 3mm Post	6.0	6.0
TA 80020/3	8.0 x 2.0mm Gingiva formers centrally screwed / 3mm Post	8.0	2.0
TA 80040/3	8.0 x 4.0mm Gingiva formers centrally screwed / 3mm Post	8.0	4.0
TA 80060/3	8.0 x 6.0mm Gingiva formers centrally screwed / 3mm Post	8.0	6.0



Abutment screws can be found on pages 53-55.

K3Pro® PA


Provisional Abutments



The classic provisional abutments for K3Pro are suitable for cementing - even with temporary cement - especially a temporary plastic. Abutments can be individually prepared. The gingiva height is 1.5 millimeters and are available at an angle of up to 15°. There is no conical frictional connection to the implant for easier assembly manipulation and relief of the healing implant. The abutment sits in the hexagon and on the implant shoulder and is fixed with a retaining screw. Note: The K3Pro snap caps for the closed impression also fit exactly on the PA structure, which is therefore also suitable as a transfer post (especially for strongly divergent implants). Analogue, gingiva former and modeling cap are also available for the PA abutments.

PROVISIONAL ABUTMENTS

- Structure for the manufacture of a provisional
- Dentures
- No clamp connection to the implant for easier manipulation of the abutment
- The structure can be individually prepared
- Precisely fitting snap caps for closed impressions via transfer posts as well as direct build-up impressions
- Gingiva former and modeling caps, as a substructure for the temporary restoration, are available
- Gingiva height (GH) of 1.5 mm
- Torque Recommendation: Max. 10 Ncm




Note from Experts:

Equal to these structures are very divergent Implants and thus simplify their impression.

PA Provisional Abutments


2 mm Platform

Item number	Description	SH	°
PA 4000	4.0 x 1.5mm Provisional Abutment 2mm Post	1.5	0°
PA 401015	4.0 x 1.5mm Provisional Abutment 2mm Post	1.5	10°
PA 401515	4.0 x 1.5mm Provisional Abutment 2mm Post	1.5	15°



3 mm & Short Platform

PA 5000	5.0 x 1.5mm Provisional Abutment 3mm Post	1.5	0°
PA 501015	5.0 x 1.5mm Provisional Abutment 3mm Post	1.5	10°
PA 501515	5.0 x 1.5mm Provisional Abutment 3mm Post	1.5	15°



Attachments 2 mm Platform

EA.TK40_k	Transfer cap short for closed tray impression 2 mm	
GK_PA 40050	4.0 x 5.0 mm Gingiva cap for provisional Abutments	
GK_PA 40060	4.0 x 6.0 mm Gingiva cap for provisional Abutments	



Attachments 3 mm Platform

Short Platform

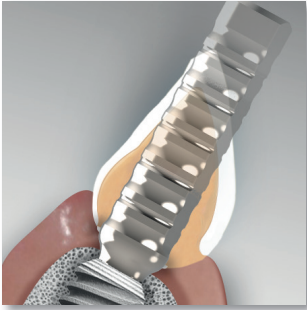
EA.TK50_k	Transfer cap short for closed tray impression 3 mm	
EA.TK50_S	Transfer cap short for closed tray impression 3 mm Short	
GK_PA 50060	5.0 x 6.0 mm Gingiva cap for provisional Abutments	
GK_PA 50070	5.0 x 7.0 mm Gingiva cap for provisional Abutments	



Abutment screws can be found on pages 53-55.

K3Pro® TPA


Temporary Abutments



The new temporary provisional abutments for K3Pro are specially designed for the polymerisation of temporary restorations directly in the mouth. They can and should be shortened individually. They are available in peek and titanium as well as two different diameters. To protect the healing implant, no conical frictional connection to the abutment is made during the wearing phase of the temporary. The temporary dentures can be easily manipulated which is another advantage of the TPA abutments. The structure is therefore only in the hexagon and is fixed with the retaining screw.


2 mm Platform			
Item number	Description	H	∅
TPA 3014.H/2PRO.P	3.0mm Temporary peek Abutment 14mm height - 2mm	14	3.0
TPA 3014.H/2PRO.T	3.0mm Temporary titanium Abutment 14mm height - 2mm	14	3.0
TPA 3514.H/2PRO.P	3.5mm Temporary peek Abutment 14mm height - 2mm	14	3.5
TPA 3514.H/2PRO.T	3.5mm Temporary titanium Abutment 14mm height - 2mm	14	3.5

3 mm Platform		Short Platform	
Item number	Description	H	∅
TPA 3614.H/3PRO.P	3.6mm Temporary peek Abutment 14mm height - 3mm	14	3.6
TPA 3614.H/3PRO.T	3.6mm Temporary titanium Abutment 14mm height - 3mm	14	3.6
TPA 4514.H/3PRO.P	4.5mm Temporary peek Abutment 14mm height - 3mm	14	4.5
TPA 4514.H/3PRO.T	4.5mm Temporary titanium Abutment 14mm height - 3mm	14	4.5



TEMPORARY ABUTMENTS

- The abutments can and should be shortened individually
- Suitable copolymerization
- Temporary dentures in the mouth
- Diameters available from 3.0 - 4.5 mm
- Superstructures available in titanium and peek
- Torque Recommendation: Max. 10 Ncm




Abutment screws can be found on pages 53-55

The FreeForm structure is the classic structure for K3Pro for manual individual milling from full, monolithic titanium. Particularly suitable for telescopic restorations, since the structure can be ideally milled in 0° or 1°. Another attractive alternative if you want an individual abutment that should be prepared like a tooth stump. Available for all platforms in 3 diameters (5.0 and 6.0 mm for the 2 mm platform, 6.0 and 8.0 mm for the 3 mm and short platform) and in 2 gingiva heights. Tapered, load-stable, bacteria-proof and micro-movement-free implant-abutment connection.



2 mm Platform		∅	GH
Item number	Description		
FF 500005.H/2PRO	5.0 x 0.5mm 0° FreeForm Abutment with 2mm Post	5.0	0.5
FF 500015.H/2PRO	5.0 x 1.5mm 0° FreeForm Abutment with 2mm Post	5.0	1.5
FF 600005.H/2PRO	6.0 x 0.5mm 0° FreeForm Abutment with 2mm Post	6.0	0.5
FF 600015.H/2PRO	6.0 x 1.5mm 0° FreeForm Abutment with 2mm Post	6.0	1.5

3 mm Platform		Short Platform	
Item number	Description	∅	GH
FF 600015.H/3PRO	6.0 x 1.5mm 0° FreeForm Abutment with 3mm Post	6.0	1.5
FF 600005.H/3PRO	6.0 x 0.5mm 0° FreeForm Abutment with 3mm Post	6.0	0.5
FF 800005.H/3PRO	8.0 x 0.5mm 0° FreeForm Abutment with 3mm Post	8.0	0.5
FF 800015.H/3PRO	8.0 x 1.5mm 0° FreeForm Abutment with 3mm Post – indexed	8.0	1.5



FREEFORM ABUTMENTS

- Basis for the production of a structure with its own emergence profile, step or fillet from a blank by manual processing (milling)
- Superstructures should and must be prepared
- The crown is secured against rotation by groove and recess on the abutment
- Structure for anterior and canine area with 2 mm platform and all areas with 3 mm platform
- Setup for crowns, bridges and telescopes
- 1.5 ° cone connection for maximum stability and bacterial tightness
- Torque Recommendations: 2mm Platform: 20 Ncm | 3mm platform: 30 Ncm | Short platform: 20 Ncm


Abutment screws can be found on pages 53-55.

K3Pro® EAK**Preform Abutments**

The EAK abutments are the means of choice for cemented crowns and bridges and a functional, sustainable and economical solution, especially in the molar area. A suitable gingiva height (from 0.5 to 4.5 mm) and angulation (up to 15 degrees) are available for each indication to determine the preparation margin. The structure is prepared with a circular level. A special highlight is the efficient and inexpensive possibility of direct impression taking via the precisely fitting snap cap of the classic closed impression using the EAK build-up analogue for the plaster model. Ideally suited for the one-abutment-one-time procedure: matching gingiva former caps in two diameters. Conical, load-stable, bacteria-proof and micro-movement-free implant-abutment connection.


PREFORM ABUTMENTS

- Abutments for the manufacture of cemented dentures
- Abutments for posterior region with 2-3 mm and short platform
- Structure is prepared with circular level
- Precise snap caps for closed impressions via transfer posts as well as direct build-up impressions
- 1.5 ° cone connection for maximum stability and bacterial tightness
- Torque Recommendations: 2mm Platform: 20 Ncm | 3mm platform: 30 Ncm | Short platform: 20 Ncm



EAK Preform Abutments

2 mm Platform		GH	°
Item number	Description		
EAK 400005.H/2PRO	4.0 x 0.5mm 0° Preform Abutment with 2mm Post	0.5	0°
EAK 400015.H/2PRO	4.0 x 1.5mm 0° Preform Abutment with 2mm Post	1.5	0°
EAK 400030.H/2PRO	4.0 x 3.0mm 0° Preform Abutment with 2mm Post	3.0	0°
EAK 400045.H/2PRO	4.0 x 4.5mm 0° Preform Abutment with 2mm Post	4.5	0°
EAK 401005.H/2PRO	4.0 x 0.5mm 10° Preform Abutment with 2mm Post	0.5	10°
EAK 401015.H/2PRO	4.0 x 1.5mm 10° Preform Abutment with 2mm Post	1.5	10°
EAK 401030.H/2PRO	4.0 x 3.0mm 10° Preform Abutment with 2mm Post	3.0	10°
EAK 401045.H/2PRO	4.0 x 4.5mm 10° Preform Abutment with 2mm Post	4.5	10°
EAK 401505.H/2PRO	4.0 x 0.5mm 15° Preform Abutment with 2mm Post	0.5	15°
EAK 401515.H/2PRO	4.0 x 1.5mm 15° Preform Abutment with 2mm Post	1.5	15°
EAK 401530.H/2PRO	4.0 x 3.0mm 15° Preform Abutment with 2mm Post	3.0	15°
EAK 401545.H/2PRO	4.0 x 4.5mm 15° Preform Abutment with 2mm Post	4.5	15°



3 mm Platform		Short Platform	
Item number	Description	GH	°
EAK 500005.H/3PRO	5.0 x 0.5mm 0° Preform Abutment with 3mm Post	0.5	0°
EAK 500015.H/3PRO	5.0 x 1.5mm 0° Preform Abutment with 3mm Post	1.5	0°
EAK 500030.H/3PRO	5.0 x 3.0mm 0° Preform Abutment with 3mm Post	3.0	0°
EAK 500045.H/3PRO	5.0 x 4.5mm 0° Preform Abutment with 3mm Post	3,4	0°
EAK 501005.H/3PRO	5.0 x 0.5mm 10° Preform Abutment with 3mm Post	0.5	10°
EAK 501015.H/3PRO	5.0 x 1.5mm 10° Preform Abutment with 3mm Post	1.5	10°
EAK 501030.H/3PRO	5.0 x 3.0mm 10° Preform Abutment with 3mm Post	3.0	10°
EAK 501045.H/3PRO	5.0 x 4.5mm 10° Preform Abutment with 3mm Post	4.5	10°
EAK 501505.H/3PRO	5.0 x 0.5mm 15° Preform Abutment with 3mm Post	0.5	15°
EAK 501515.H/3PRO	5.0 x 1.5mm 15° Preform Abutment with 3mm Post	1.5	15°
EAK 501530.H/3PRO	5.0 x 3.0mm 15° Preform Abutment with 3mm Post	3.0	15°
EAK 501545.H/3PRO	5.0 x 4.5mm 15° Preform Abutment with 3mm Post	4.5	15°



Attachments 2 mm	
EA.TK40_k	Transfer Cap short for closed tray impression 2 mm
GK_PA 40050	4.0 x 5.0 mm Gingiva cap for provisional Abutments
GK_PA 40060	4.0 x 6.0 mm Gingiva cap for provisional Abutments
EAK_A4.0	Preform Abutments Analog 2 mm



Attachments 3 mm		Short Platform	
Item number	Description	GH	°
EA.TK50_k	Transfer Cap short for closed tray impression 3 mm		
EA.TK50_S	Transfer Cap short for closed tray impression 3 mm short		
GK_PA 50060	5.0 x 6.0 mm Gingiva cap for provisional Abutments		
GK_PA 50070	5.0 x 7.0 mm Gingiva cap for provisional Abutments		
EAK_A5.0	Preform Abutment Analog 3 mm		




Abutment screws can be found on pages 53-55.

K3Pro® AA**Anatomic Abutments**

The AA Anatomic abutments are the most aesthetic solution available for the manufacture of cemented dentures. The anatomical, garland-shaped course of the abutment shoulder enables a particularly attractive design of the crown transition on the labial surface and a safe shift of the cement gap to the oral cavity. Numerous gingiva heights and angulations, up to 30°, enable aesthetic results even with the most difficult indications. Due to its length, the abutment is also very suitable for manual post-preparation. Conical, load-stable, bacteria-proof and micro-movement-free implant-abutment connection.

ANATOMIC ABUTMENTS

- Abutment for the production of a cemented denture
- Abutment for anterior and canine area with 2mm platform
- Setup for all areas at 3 mm & Short Platform
- 1.5 ° cone connection for maximum stability and bacterial tightness
- The anatomical gingiva course of the abutment shoulder meets the highest aesthetic demands
- The Abutment can be individually prepared
- Torque Recommendations: 2mm Platform: 20 Ncm | 3mm platform: 30 Ncm | Short platform: 20 Ncm



AA Anatomic Abutments

2 mm Platform		GH	LGH	°
Item number	Description			
AA 400005.H/2PRO	4.0 x 0.5mm 0° Anatomic Abutment with 2mm Post	0.5	1.5	0°
AA 400015.H/2PRO	4.0 x 1.5mm 0° Anatomic Abutment with 2mm Post	1.5	2.0	0°
AA 400030.H/2PRO	4.0 x 3.0mm 0° Anatomic Abutment with 2mm Post	3.0	3.7	0°
AA 400045.H/2PRO	4.0 x 4.5mm 0° Anatomic Abutment with 2mm Post	4.5	5.2	0°
AA 401005.H/2PRO	4.0 x 0.5mm 10° Anatomic Abutment with 2mm Post	0.5	1.5	10°
AA 401015.H/2PRO	4.0 x 1.5mm 10° Anatomic Abutment with 2mm Post	1.5	2.0	10°
AA 401030.H/2PRO	4.0 x 3.0mm 10° Anatomic Abutment with 2mm Post	3.0	3.7	10°
AA 401045.H/2PRO	4.0 x 4.5mm 10° Anatomic Abutment with 2mm Post	4.5	5.2	10°
AA 402005.H/2PRO	4.0 x 0.5mm 20° Anatomic Abutment with 2mm Post	0.5	1.5	20°
AA 402015.H/2PRO	4.0 x 1.5mm 20° Anatomic Abutment with 2mm Post	1.5	2.0	20°
AA 402030.H/2PRO	4.0 x 3.0mm 20° Anatomic Abutment with 2mm Post	3.0	3.7	20°
AA 402045.H/2PRO	4.0 x 4.5mm 20° Anatomic Abutment with 2mm Post	4.5	5.2	20°
AA 403005.H/2PRO	4.0 x 0.5mm 30° Anatomic Abutment with 2mm Post	0.5	1.5	30° *
AA 403015.H/2PRO	4.0 x 1.5mm 30° Anatomic Abutment with 2mm Post	1.5	2.0	30° *
AA 403030.H/2PRO	4.0 x 3.0mm 30° Anatomic Abutment with 2mm Post	3.0	3.7	30° *
AA 403045.H/2PRO	4.0 x 4.5mm 30° Anatomic Abutment with 2mm Post	4.5	5.2	30° *



3 mm Platform		Short Platform		
Item number	Description	GH	LGH	°
AA 500005.H/3PRO	5.0 x 0.5mm 0° Anatomic Abutment with 3mm Post	0.5	1.5	0°
AA 500015.H/3PRO	5.0 x 1.5mm 0° Anatomic Abutment with 3mm Post	1.5	2.0	0°
AA 500030.H/3PRO	5.0 x 3.0mm 0° Anatomic Abutment with 3mm Post	3.0	3.7	0°
AA 500045.H/3PRO	5.0 x 4.5mm 0° Anatomic Abutment with 3mm Post	4.5	5.2	0°
AA 501005.H/3PRO	5.0 x 0.5mm 10° Anatomic Abutment with 3mm Post	0.5	1.5	10°
AA 501015.H/3PRO	5.0 x 1.5mm 10° Anatomic Abutment with 3mm Post	1.5	2.0	10°
AA 501030.H/3PRO	5.0 x 3.0mm 10° Anatomic Abutment with 3mm Post	3.0	3.7	10°
AA 501045.H/3PRO	5.0 x 4.5mm 10° Anatomic Abutment with 3mm Post	4.5	5.2	10°
AA 502005.H/3PRO	5.0 x 0.5mm 20° Anatomic Abutment with 3mm Post	0.5	1.5	20°
AA 502015.H/3PRO	5.0 x 1.5mm 20° Anatomic Abutment with 3mm Post	1.5	2.0	20°
AA 502030.H/3PRO	5.0 x 3.0mm 20° Anatomic Abutment with 3mm Post	3.0	3.7	20°
AA 502045.H/3PRO	5.0 x 4.5mm 20° Anatomic Abutment with 3mm Post	4.5	5.2	20°
AA 503005.H/3PRO	5.0 x 0.5mm 30° Anatomic Abutment with 3mm Post	0.5	1.5	30°
AA 503015.H/3PRO	5.0 x 1.5mm 30° Anatomic Abutment with 3mm Post	1.5	2.0	30°
AA 503030.H/3PRO	5.0 x 3.0mm 30° Anatomic Abutment with 3mm Post	3.0	3.7	30°
AA 503045.H/3PRO	5.0 x 4.5mm 30° Anatomic Abutment with 3mm Post	4.5	5.2	30°



* Note: The 30° Abutments should only be used in blocks and not for single tooth restoration |


Abutment screws can be found on pages 53-55.

K3Pro® GAT

Base Abutments

BASE ABUTMENTS

- Abutment for the production of an individual zirconium structure in the copying process with its own emergence profile
- Setup for incisor and canine area with 2 mm platform
- Setup for all areas at 3 mm & Short Platform
- The zirconium structure is secured against rotation by flattening the base structure
- Construction height ensures good adhesive strength of the milled zirconium construction
- Custom-fit PEEK caps for data milling
- 1.5 ° cone connection for maximum stability and bacterial tightness
- Torque Recommendations: 2mm Platform: 20 Ncm | 3mm platform: 30 Ncm | Short platform: 20 Ncm



2 mm Platform			
Item number	Description	GH	°
GAT 400005.H/2PRO	4.0 x 0.5mm 0° Base Abutment with 2mm Post	0.5	0°
GAT 400015.H/2PRO	4.0 x 1.5mm 0° Base Abutment with 2mm Post	1.5	0°
GAT 401005.H/2PRO	4.0 x 0.5mm 10° Base Abutment with 2mm Post	0.5	10°
GAT 401015.H/2PRO	4.0 x 1.5mm 10° Base Abutment with 2mm Post	1.5	10°
GAT 402005.H/2PRO	4.0 x 0.5mm 20° Base Abutment with 2mm Post	0.5	20°
GAT 402015.H/2PRO	4.0 x 1.5mm 20° Base Abutment with 2mm Post	1.5	20°



3 mm Platform			
Item number	Description	GH	°
GAT 500005.H/3PRO	5.0 x 0.5mm 0° Base Abutment with 3mm Post	0.5	0°
GAT 500015.H/3PRO	5.0 x 1.5mm 0° Base Abutment with 3mm Post	1.5	0°
GAT 501005.H/3PRO	5.0 x 0.5mm 10° Base Abutment with 3mm Post	0.5	10°
GAT 501015.H/3PRO	5.0 x 1.5mm 10° Base Abutment with 3mm Post	1.5	10°
GAT 502005.H/3PRO	5.0 x 0.5mm 20° Base Abutment with 3mm Post	0.5	20°
GAT 502015.H/3PRO	5.0 x 1.5mm 20° Base Abutment with 3mm Post	1.5	20°

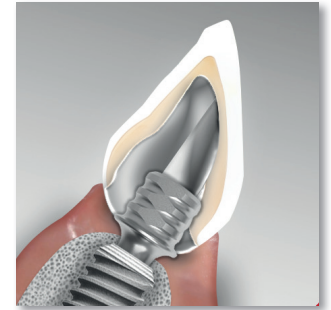


Attachments	
GAT_LA01	Base Abutment Labor Analog
GAT_AH01	Impression cap for GAT and CCA Abutments
GAT_SK01	Scan cap for Base Abutments



Abutment screws can be found on pages 53-55.

The CCA abutment is a new variant, which is particularly economical in comparison to precious metal superstructures, of producing an individual emergence profile using the casting process. Suitable for all alloys that can be processed up to a melting or casting temperature with a max of 1110 °C. The thermal deformation of the body begins at 1120 °C. The generous installation height with retentive recesses ensures particularly good retention of the sprue. Available in two gingiva heights, with indexing, for both platforms. In addition, we also offer a sprue sleeve. The CCA abutments also have a classic K3Pro cone connection.



2 mm Platform

Item number	Description	GH	°
CCA 400010.H/2PRO	4.0 x 1.0 mm Cobalt-Chrome Structure with 2mm posts - indexed	1.0	0°
CCA 400020.H/2PRO	4.0 x 2.0mm Cobalt-Chrome Structure with 2mm posts - indexed	2.0	0°

3 mm & Short Platform

CCA 500010.H/3PRO	5.0 x 1.0 mm Cobalt-Chrome Structure with 3mm posts - indexed	1.0	0°
CCA 500020.H/3PRO	5.0 x 2.0mm Cobalt-Chrome Structure with 3mm posts - indexed	2.0	0°

Included

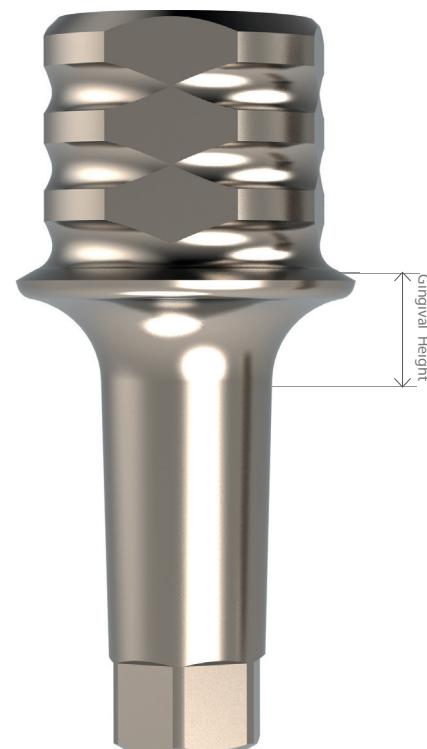
GAG_AH01	Sprue Sleeve for UCLA/CCA Abutments
----------	-------------------------------------

Thermal Treatment		Thermal Expansion Coefficient α / [10 ⁻⁶ *K ⁻¹]	
Lösungsglühen:	1075 - 1150°C, 30 Min, Air cooling, grain growth on ASTM No. 7 HRC 36-40	20 - 100 °C	13.2
		20 - 200 °C	13.3
		20 - 300 °C	13.5
		20 - 400 °C	13.8
Heat Deformation:	1120 - 1200°C (Grain Growth)		

Indicative Analysis %								
C	Si	Mn	Cr	Mo	Ni	Fe	N	Co
max.	max.	max.	26.00	5.00	max.	max.	max.	Rest
0.14	1.00	1.00	30.00	7.00	1.00	0.75	0.25	

COBALT-CHROME ABUTMENTS

- To produce an individual alloy structure over the sprue
- Anterior and canine abutment for 2 mm platform and all areas with a 3 mm platform
- Custom-fit burn-out POM caps
- The build-up height offers a secure connection of the sprue build-up
- Retentive depressions on the base abutment with flattening to prevent rotation of the burn-out POM coping for individual wax modeling
- 1.5 ° conical connection for maximum stability and bacteria-tightness
- Step height (GH): 1.0 mm, 2.0mm
- Suitable for telescopic crowns as well as individual modulation



Abutment screws can be found on pages 53-55.

K3Pro® KSA

Scan/ glued Abutments



The KSA scan adhesive abutment is the first choice when it comes to producing an occlusally screw-retained crown using a digital or manual milling process. Its compatibility with the digital design software for modeling the zirconium crown and / or -emergence profile. The scanning process is possible when using it intraorally or on a laboratory scanner. Scan caps are available directly above the body (particularly low, scan even with a closed bite) or separate universal scanbodies. A POM modeling cap is available for the manual process. Also ideal for press ceramics. Anti-rotation device with cam. The abutment is available in 3 Gingiva heights in 0°, 10° and 20°. Conical implant-abutment connection.

SCAN/ GLUED ABUTMENTS

- Structure for the production of an individual zirconium structure in the CAD-CAM process with its own emergence profile
- Scanbody or scan cap for digitizing the body
- For the production of hybrid abutments & occlusal screw-retained crowns
- Setup for incisor and canine area with 2 mm platform
- Setup for all areas at 3 mm & Short Platform
- The zirconium structure is secured against rotation by a cam on the base structure
- Construction height ensures good adhesive strength of the milled zirconium construction
- 1.5 ° cone connection for maximum stability and bacterial tightness
- Torque Recommendations: 2mm Platform: 20 Ncm | 3mm platform: 30 Ncm | Short platform: 20 Ncm



KSA Scan/ Glued Abutments

2 mm Platform			
Item number	Description	GH	°
KSA 400005.H/2PRO	4.0 x 0.5mm 0° Glued/Scan Abutment with 2mm Post – indexed	0.5	0°
KSA 400015.H/2PRO	4.0 x 1.5mm 0° Glued/Scan Abutment with 2mm Post – indexed	1.5	0°
KSA 400025.H/2PRO	4.0 x 2.5mm 0° Glued/Scan Abutment with 2mm Post – indexed	2.5	0°
KSA 401005.H/2PRO	4.0 x 0.5mm 10° Glued/Scan Abutment with 2mm Post – indexed	0.5	10°
KSA 401015.H/2PRO	4.0 x 1.5mm 10° Glued/Scan Abutment with 2mm Post – indexed	1.5	10°
KSA 401025.H/2PRO	4.0 x 2.5mm 10° Glued/Scan Abutment with 2mm Post – indexed	2.5	10°
KSA 402005.H/2PRO	4.0 x 0.5mm 20° Glued/Scan Abutment with 2mm Post – indexed	0.5	20°
KSA 402015.H/2PRO	4.0 x 1.5mm 20° Glued/Scan Abutment with 2mm Post – indexed	1.5	20°
KSA 402025.H/2PRO	4.0 x 2.5mm 20° Glued/Scan Abutment with 2mm Post – indexed	2.5	20°



3 mm Platform		Short Platform	
Item number	Description	GH	°
KSA 500005.H/3PRO	5.0 x 0.5mm 0° Glued/Scan Abutment with 3mm Post – indexed	0.5	0°
KSA 500015.H/3PRO	5.0 x 1.5mm 0° Glued/Scan Abutment with 3mm Post – indexed	1.5	0°
KSA 500025.H/3PRO	5.0 x 2.5mm 0° Glued/Scan Abutment with 3mm Post – indexed	2.5	0°
KSA 501005.H/3PRO	5.0 x 0.5mm 10° Glued/Scan Abutment with 3mm Post – indexed	0.5	10°
KSA 501015.H/3PRO	5.0 x 1.5mm 10° Glued/Scan Abutment with 3mm Post – indexed	1.5	10°
KSA 501025.H/3PRO	5.0 x 2.5mm 10° Glued/Scan Abutment with 3mm Post – indexed	2.5	10°
KSA 502005.H/3PRO	5.0 x 0.5mm 20° Glued/Scan Abutment with 3mm Post – indexed	0.5	20°
KSA 502015.H/3PRO	5.0 x 1.5mm 20° Glued/Scan Abutment with 3mm Post – indexed	1.5	20°
KSA 502025.H/3PRO	5.0 x 2.5mm 20° Glued/Scan Abutment with 3mm Post – indexed	2.5	20°



2 mm Attachments	
KSA_K4.0	POM Cap for Glued/Scan Abutments 4.0mm/ 2mm
KSA_PT4.0	Peek Cap for Glued/Scan Abutments 4.0mm/ 2mm



3 mm Attachments		Short Platform	
KSA_K5.0	POM cap for adhesive/scan abutments 5.0mm/ 3mm		
KSA_PT5.0	PEEK cap for adhesive/scan abutments 5.0mm/ 3mm		



Abutment screws can be found on pages 53-55.

K3Pro® CS


Cerec® compatible Abutments



The CS Cerec® compatible abutment is suitable for the manufacture of an occlusal screw-down crown, based on K3Pro, using the special Cerec process from Dentsply-Sirona. For intraoral scan impressions using Cerec®-compatible-Omicam or -Bluecam, scan caps are available directly above the selected structure or separate Cerec®-compatible-scanbodies. The connection of the body is pre-assembled with its special cam for receiving the Cerec blank. Processing instructions can be obtained from us on request. Two gingival heights available for both platforms. Conical implant-abutment connection.


CEREC® COMPATIBLE ABUTMENTS

- Structure for the production of an individual zirconium structure in the CAD-CAM process with its own emergence profile
- Custom-fit Cerec® compatible scan cap for digitizing the body (Omni and Bluecam cap available)
- For the production of hybrid abutments & occlusal screw-retained crowns
- Setup for incisor and canine area with 2 mm platform and all areas with 3 mm & short platform
- The zirconium structure is secured against rotation by a cam on the base structure
- Construction height ensures good adhesive strength of the milled zirconium construction
- 1.5 ° cone connection for maximum stability and bacterial tightness
- Torque Recommendations: 2mm Platform: 20 Ncm | 3mm platform: 30 Ncm | Short platform: 20 Ncm

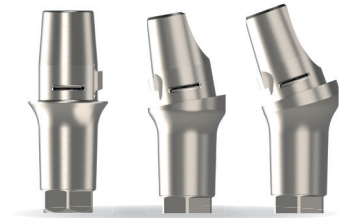


CS Cerec® compatible Abutments

2 mm Platform		GH	°
Item number	Description		
CS 400005/2	0.5mm 0° Cerec® compatible milling abutment with 2mm Post	0.5	0°
CS 400015/2	1.5mm 0° Cerec® compatible milling abutment with 2mm Post	1.5	0°
CS 401005/2	0.5mm 10° Cerec® compatible milling abutment with 2mm Post	0.5	10°
CS 401015/2	1.5mm 10° Cerec® compatible milling abutment with 2mm Post	1.5	10°
CS 402005/2	0.5mm 20° Cerec® compatible milling abutment with 2mm Post	0.5	20°
CS 402015/2	1.5mm 20° Cerec® compatible milling abutment with 2mm Post	1.5	20°



3 mm / Short Platform		GH	°
Item number	Description		
CS 400005/3	0.5mm 0° Cerec® compatible milling abutment with 3mm Post	0.5	0°
CS 400015/3	1.5mm 0° Cerec® compatible milling abutment with 3mm Post	1.5	0°
CS 401005/3	0.5mm 10° Cerec® compatible milling abutment with 3mm Post	0.5	10°
CS 401015/3	1.5mm 10° Cerec® compatible milling abutment with 3mm Post	1.5	10°
CS 402005/3	0.5mm 20° Cerec® compatible milling abutment with 3mm Post	0.5	20°
CS 402015/3	1.5mm 20° Cerec® compatible milling abutment with 3mm Post	1.5	20°
CS 450005/3	0.5mm Cerec® compatible milling abutment with 3mm Post	0.5	0°
CS 450015/3	1.5mm Cerec® compatible milling abutment with 3mm Post	1.5	0°



2 mm Attachments	
109007	Scanbodies for Bluecam S
109009	Scanbodies for Omnicam S
CS_SP/2	K3Pro Cerec® compatible scan post with 2mm Platform (GH 0,5)
CS_SP/2L	K3Pro Cerec® compatible scan post with 2mm Platform (GH 1,5)




3 mm / Short Attachments	
109007	Scanbodies for Bluecam S
109009	Scanbodies for Omnicam S
CS_SP/3	K3Pro Cerec® compatible Scan post 3mm Platform (GH 0,5)
CS_SP/3L	K3Pro Cerec® compatible Scan post 3mm Platform (GH 1,5)



Abutment screws can be found on pages 53-55.

K3Pro® CG.FB

Flexi Base Abutments




The Flexi Base abutments have titanium adhesive bases with a gold-colored titanium nitride coating and have special requirements regarding crown length and aesthetics. As a special feature among the adhesive bases, the structure can be shortened or chamfered individually. Well suited for long crowns on emergence profiles with periodontally damaged teeth or for individualized gingiva formers. It is possible to digitally or manually design with a scanbody or modeling cap. Available in three gingiva heights for both platforms. Available in 2 versions of the rotation lock: slot or hexagon. Classic K3Pro cone connection to the implant.

2mm Platform		
Item number	Description	GH
CG.V 0005.H/2PRO.TC	K3Pro FlexiBase 0.5mm 0° 2mm Post (0H) - titanium nitride coating	0.5
CG.V 0015.H/2PRO.TC	K3Pro FlexiBase 1.5mm 0° 2mm Post (0H) - titanium nitride coating	1.5
CG.FB 0010.H/2PRO.TN	K3Pro FlexiBase 1.0mm 0° 2mm Post (0H) - titanium nitride coating	1.0

3mm Platform		Short Platform
Item number	Description	GH
CG.V 0005.H/3PRO.TC	K3Pro FlexiBase 0.5mm 0° 3mm Post (0H) - titanium nitride coating	0.5
CG.V 0015.H/3PRO.TC	K3Pro FlexiBase 1.5 mm 0° 3mm Post (0H) - titanium nitride coating	1.5
CG.FB 0010.H/3PRO.TN	K3Pro FlexiBase 1.0mm 0° 3mm Post (0H) - titanium nitride coating	1.0

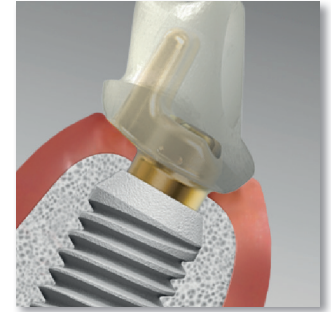
FLEXI BASE ABUTMENTS

- Extra long (10 mm) & can be shortened individually (4 mm), even during CAD construction
- optimized base file ensures gap-free transition to ceramics
- Hexagon rotation lock is precise, allowing easy positioning of the adhesive body
- Aesthetic, antibacterial titanium nitride coating
- Sandblasting is no longer necessary, which is safer and saves time
- Optional modeling cap (Flexi-Cap) available for press ceramic with 0.5 mm wall thickness
- 10 mm long, can be shortened to a maximum of 4 mm
- Torque Recommendations: 2mm Platform: 20 Ncm | 3mm platform: 30 Ncm | Short platform: 20 Ncm



Abutment screws can be found on pages 53-55.

Clou Base abutment is ideal for unusual indications that are supplied with an occlusally screwed zircon emergence profile and supragingival cemented crown. The design of the abutment allows an emergence profile to be designed with a slanted insertion direction of up to 40° with respect to the implant axis. It is also ideal for indications in which the implant is placed outside the row of teeth due to the availability of bone. The retentive adhesive surface is well-preserved. Aesthetic titanium nitride coating. Two gingiva heights for both platforms. The structure is available in 2 or 3 different widths. Scanposts for digital design or modeling caps for pressed ceramics. Classic K3Pro cone connection to the implant.



2 mm Platform


Item number	Description	GH
CG.C 0015.H/2PRO.F1.TC	K3Pro Clou Base 1.5mm 0° 2mm Post (0H) - titanium nitride coating	1.5
CG.C 0015.H/2PRO.P2.TC	K3Pro Clou Base 1.5mm 0° 2mm Post (0H) - titanium nitride coating	1.5



3 mm Platform

Short Platform

CG.C 0005.H/3PRO.M1.TC	K3Pro Clou Base 0.5mm 0° 3mm Post (0H) - titanium nitride coating	0.5
CG.C 0005.H/3PRO.P1.TC	K3Pro Clou Base 0.5mm 0° 3mm Post (0H) - titanium nitride coating	0.5
CG.C 0005.H/3PRO.P2.TC	K3Pro Clou Base 0.5mm 0° 3mm Post (0H) - titanium nitride coating	0.5
CG.C 0015.H/3PRO.M1.TC	K3Pro Clou Base 1.5mm 0° 3mm Post (0H) - titanium nitride coating	1.5
CG.C 0015.H/3PRO.P1.TC	K3Pro Clou Base 1.5mm 0° 3mm Post (0H) - titanium nitride coating	1.5
CG.C 0015.H/3PRO.P2.TC	K3Pro Clou Base 1.5mm 0° 3mm Post (0H) - titanium nitride coating	1.5



CLOU BASE ABUTMENTS

- Beveled emergence profiles of up to 40° can be freely designed
- Minimum installation height of 5 mm
- CAD optimizes with 0.5 mm rounding of all surfaces, allowing full contact surface to the adhesive body
- Retentive surface structure for a perfect adhesive bond
- Aesthetic, antibacterial titanium nitride coating
- Sandblasting is no longer necessary, which is safer and saves time
- Optional modeling cap (clou-cap) available for press ceramic with 0.5mm wall thickness
- Torque Recommendations: 2mm Platform: 20 Ncm | 3mm platform: 30 Ncm | Short platform: 20 Ncm

Abutment screws can be found on pages 53-55.

The following files can be found on: www.argon-dental.de

Exocad®

3Shape®

Dental Wings®

Exoplan®

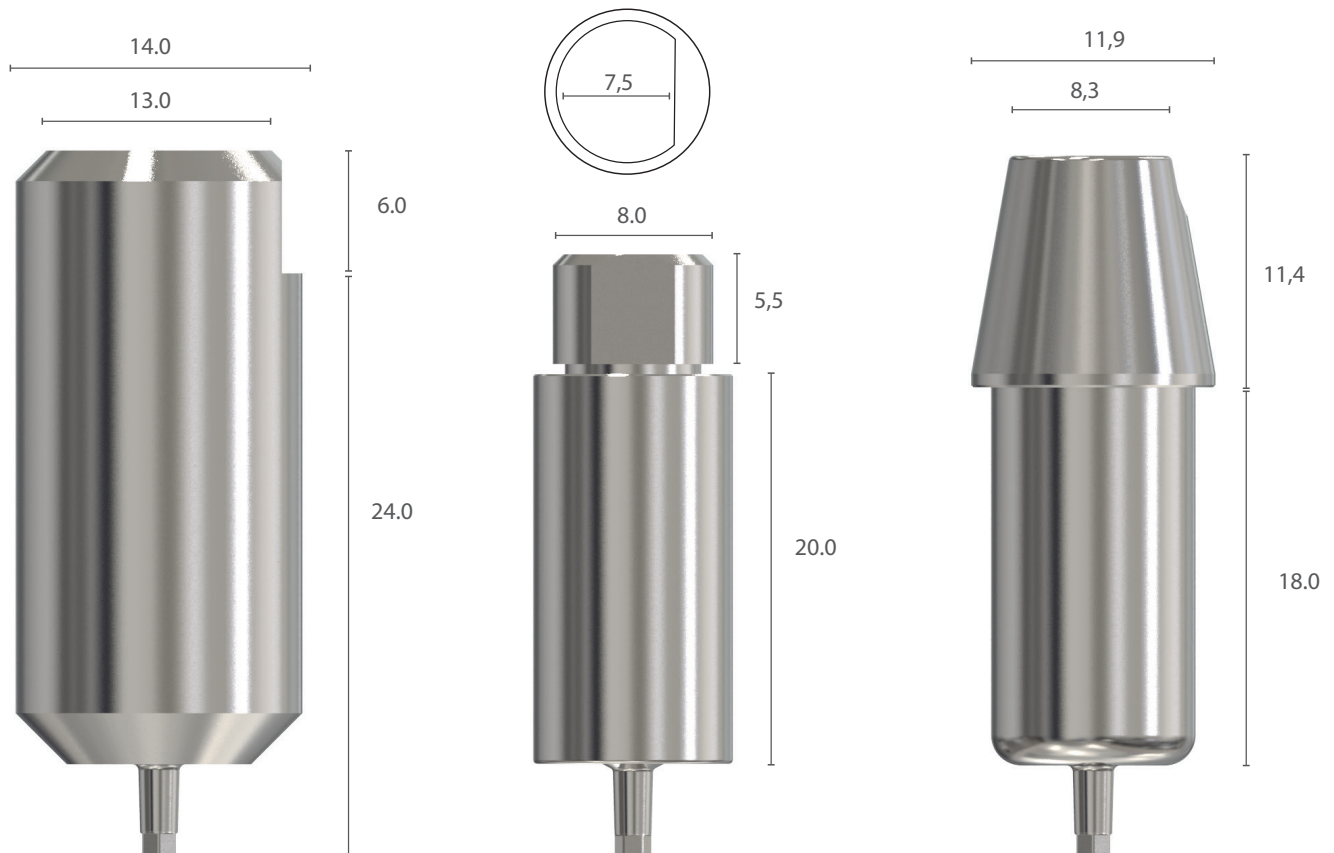
The Exoplan® files can be downloaded on www.Exocad.com

CoDiagnostix®

The CoDiagnostix® files are already integrated in the system libraries.



Scanbodies needed to be used.
For access to our libraries, see
pages 53-55.

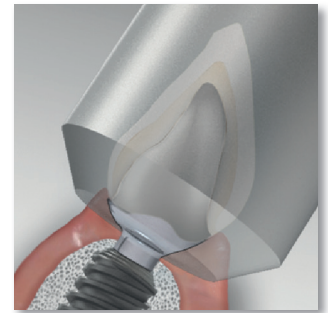


Industrial Connection

UNI Connection

Konus Connection

CAD superstructures for individual digital milling
 CAD abutments are the basis for digitally milling individual titanium abutments for the K3Pro implant, and are available in 2 gingival heights for both diameters. The "Industry" connection type is used for large industrial milling machines (manufacturer Willemin-Macodel or Röders), the "Konus" connection for laboratory milling (Zirkonzahn) and the "Uni" connection are both used with a holding frame in semi-industrial milling machines from Imes Icore or MB Mechanical engineering. The CAD abutment provides a conical implant-abutment connection.




Connection Industrial		
Item number	Description	GH
CAD 140005/2	0.5mm CAD blank milling abutment with 2mm Post	0.5
CAD 140015/2	1.5mm CAD blank milling abutment with 2mm Post	1.5
CAD 140005/3	0.5mm CAD blank milling abutment with 3mm Post	0.5
CAD 140015/3	1.5mm CAD blank milling abutment with 3mm Post	1.5



Connection Konus		
Item number	Description	GH
CAD.ZZ 100005/2PRO	0.5mm CAD blank milling abutment with 2mm Post	0.5
CAD.ZZ 100005/3PRO	0.5mm CAD blank milling abutment with 3mm Post	0.5

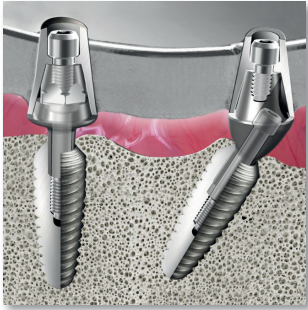


Connection UNI		
Item number	Description	GH
CAD.UNI 100005/2PRO	0.5mm CAD blank 10mm milling abutment with 2mm Post universal	0.5
CAD.UNI 100015/2PRO	1.5mm CAD blank 10mm milling abutment with 2mm Post universal	1.5
CAD.UNI 160015/2PRO	1.5mm CAD blank 16mm milling abutment with 2mm Post universal	1.5
CAD.UNI 100005/3PRO	0.5mm CAD blank 10mm milling abutment with 3mm Post universal	0.5
CAD.UNI 100015/3PRO	1.5mm CAD blank 10mm milling abutment with 3mm Post universal	1.5
CAD.UNI 160005/3PRO	0.5mm CAD blank 16mm milling abutment with 3mm Post universal	0.5
CAD.UNI 160015/3PRO	1.5mm CAD blank 16mm milling abutment with 3mm Post universal	1.5



CAD milling holder	
CAD_II.98	CAD frame inserter with 98er hole diameter Imes Icore
CAD_II.UNI	Milling holder für CAD blanks with UNI connection for frame 98
CAD_MB.98	CAD frame inserter with 98er hole diameter for MB
CAD_MB.UNI	Milling holder for CAD blanks with UNI connection for frame CAD_MB.98




K3Pro® VBA**RapidFix® Abutments**

VBA RapidFix abutments for removable or screw-retained dentures.

The RapidFix abutments are the custom designed solution for most indications used for screwed or removable dentures, due to the large variety of gingiva heights and angulations. Suitable for crowns, bridges and bars. Ideal for "K3Pro all-on-4" or "all-on-6" based on the proven concept by Prof. Maló. Available with or without indexing (please specify when ordering). This abutment contains an occlusal retaining screw for the primary part in the solid secondary part. Prosthetic caps are available for gluing, laser, peek, sprue or burnout procedures, as well as, removable with locator connection, which enables angulations up to 40°. The abutments are suitable for CAD. Economical due to impression at the abutment level and analog structure. Available for all K3Pro implants with classic bacteria-proof cone connection.

RAPIDFIX ABUTMENTS

- Abutment for removable or screw-retained dentures for crowns, bridges and bars
- Implant-supported RapidFix screw-retained restoration
- 1.5° cone connection for a bacteria-tight connection and bone and papilla preservation
- Solid secondary part: two-part construction with index
- Connecting screw with external hexagon for screwing in and internal thread for fixing the secondary part with a short screw
- Suitable for analogue and CAD (data record integrated in K3Pro® library)
- Build-ups cannot be re-prepared
- Only blocked and not to be used for single tooth restoration
- Secondary screw tightening torque: Max. 10 Ncm
- Torque Recommendations: 2mm Platform: 20 Ncm | 3mm platform: 30 Ncm | Short platform: 20 Ncm



VBA RapidFix® Abutments

2 mm Platform		GH	°
Item number	Description		
VBA 500005.H/2PRO	5.0 x 0.5mm RapidFix Abutment – indexed	0.5	0°
VBA 500015.H/2PRO	5.0 x 1.5mm RapidFix Abutment – indexed	1.5	0°
VBA 500025.H/2PRO	5.0 x 2.5mm RapidFix Abutment – indexed	2.5	0°
VBA 500035.H/2PRO	5.0 x 3.5mm RapidFix Abutment – indexed	3.5	0°
VBA 502005.H/2PRO	5.0 x 0.5mm RapidFix Abutment – indexed	0.5	20°
VBA 502015.H/2PRO	5.0 x 1.5mm RapidFix Abutment – indexed	1.5	20°
VBA 502025.H/2PRO	5.0 x 2.5mm RapidFix Abutment – indexed	2.5	20°
VBA 502035.H/2PRO	5.0 x 3.5mm RapidFix Abutment – indexed	3.5	20°
VBA 503005.H/2PRO	5.0 x 0.5mm RapidFix Abutment – indexed	0.5	30°
VBA 503015.H/2PRO	5.0 x 1.5mm RapidFix Abutment – indexed	1.5	30°
VBA 503025.H/2PRO	5.0 x 2.5mm RapidFix Abutment – indexed	2.5	30°
VBA 503035.H/2PRO	5.0 x 3.5mm RapidFix Abutment – indexed	3.5	30°
VBA 504005.H/2PRO	5.0 x 0.5mm RapidFix Abutment – indexed	0.5	40°
VBA 504015.H/2PRO	5.0 x 1.5mm RapidFix Abutment – indexed	1.5	40°
VBA 504025.H/2PRO	5.0 x 2.5mm RapidFix Abutment – indexed	2.5	40°
VBA 504035.H/2PRO	5.0 x 3.5mm RapidFix Abutment – indexed	3.5	40°



3 mm Platform		Short Platform	
Item number	Description	GH	°
VBA 500005.H/3PRO	5.0 x 0.5mm 0° RapidFix Abutment – indexed	0.5	0°
VBA 500015.H/3PRO	5.0 x 1.5mm 0° RapidFix Abutment – indexed	1.5	0°
VBA 500025.H/3PRO	5.0 x 2.5mm 0° RapidFix Abutment – indexed	2.5	0°
VBA 500035.H/3PRO	5.0 x 3.5mm 0° RapidFix Abutment – indexed	3.5	0°
VBA 502005.H/3PRO	5.0 x 0.5mm 20° RapidFix Abutment – indexed	0.5	20°
VBA 502015.H/3PRO	5.0 x 1.5mm 20° RapidFix Abutment – indexed	1.5	20°
VBA 502025.H/3PRO	5.0 x 2.5mm 20° RapidFix Abutment – indexed	2.5	20°
VBA 502035.H/3PRO	5.0 x 3.5mm 20° RapidFix Abutment – indexed	3.5	20°
VBA 503005.H/3PRO	5.0 x 0.5mm 30° RapidFix Abutment – indexed	0.5	30°
VBA 503015.H/3PRO	5.0 x 1.5mm 30° RapidFix Abutment – indexed	1.5	30°
VBA 503025.H/3PRO	5.0 x 2.5mm 30° RapidFix Abutment – indexed	2.5	30°
VBA 503035.H/3PRO	5.0 x 3.5mm 30° RapidFix Abutment – indexed	3.5	30°
VBA 504005.H/3PRO	5.0 x 0.5mm 40° RapidFix Abutment – indexed	0.5	40°
VBA 504015.H/3PRO	5.0 x 1.5mm 40° RapidFix Abutment – indexed	1.5	40°
VBA 504025.H/3PRO	5.0 x 2.5mm 40° RapidFix Abutment – indexed	2.5	40°
VBA 504035.H/3PRO	5.0 x 3.5mm 40° RapidFix Abutment – indexed	3.5	40°



3 mm Short Platform		GH	°
Item number	Description		
VBA 500005.H/3PRO_S	5.0 x 0.5mm 0° RapidFix Abutment – indexed	0.5	0°
VBA 500015.H/3PRO_S	5.0 x 1.5mm 0° RapidFix Abutment – indexed	1.5	0°
VBA 500025.H/3PRO_S	5.0 x 2.5mm 0° RapidFix Abutment – indexed	2.5	0°
VBA 500035.H/3PRO_S	5.0 x 3.5mm 0° RapidFix Abutment – indexed	3.5	0°

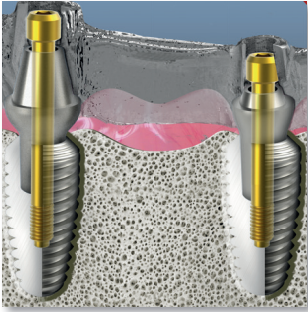


| Attachments for VBA RapidFix® Abutments can be found on page 44 |

Abutment screws can be found on pages 53-55.

K3Pro® MB

MultiBase Abutments



The Multi Base abutments are the state-of-the-art choice for implant-supported restorations with a bar. Compared to earlier designs, the structure is characterized by its extremely low overall height, which makes a bar restoration even possible with a small interocclusal distance. With digital impression and planning, it is ideally suited for one-piece milled bars using the CAD process. Economical due to the molding at build-up level and build-up analog. Prosthetic options include (adhesive caps, laser, burnable POM, removable locator). MultiBase abutments are also suitable in combination with angled VBA abutments. Available in 3 gingiva heights for all platforms and includes a specific holding screw. Available for all K3Pro implants with classic bacteria-proof cone connection.


MULTIBASE ABUTMENTS

- Structure for removable or screw-retained dentures
- Implant-supported bar restoration
- 1.5° cone connection for a bacteria-tight connection with bone and papilla preservation
- Solid secondary part: two-part structure without index with screw for connecting the secondary part and with the implant (one continuous screw)
- Suitable for analogue and CAD (data record integrated in K3Pro® library)
- Build-ups cannot be re-prepared
- Torque Recommendations: 2mm Platform: 20 Ncm | 3mm platform: 30 Ncm | Short platform: 20 Ncm




MB MultiBase Abutments screw included

2 mm Platform		
Item number	Description	GH
MB 400010.NH/2PRO	4.0 x 1.0mm Multi Base Abutment 2mm Platform Screw Included	1.0
MB 400020.NH/2PRO	4.0 x 2.0mm Multi Base Abutment 2mm Platform Screw Included	2.0
MB 400030.NH/2PRO	4.0 x 3.0mm Multi Base Abutment 2mm Platform Screw Included	3.0




3 mm Platform		
Short Platform		
Item number	Description	GH
MB 400010.NH/3PRO	4.0 x 1.0mm Multi Base Abutment 3mm Platform Screw Included	1.0
MB 400020.NH/3PRO	4.0 x 2.0mm Multi Base Abutment 3mm Platform Screw Included	2.0
MB 400030.NH/3PRO	4.0 x 3.0mm Multi Base Abutment 3mm Platform Screw Included	3.0



Short Platform		
Item number	Description	GH
MB 400010.NH/3PRO_S	4.0 x 1.0mm Multi Base Abutment short Platform Screw Included	1.0
MB 400020.NH/3PRO_S	4.0 x 2.0mm Multi Base Abutment short Platform Screw Included	2.0
MB 400030.NH/3PRO_S	4.0 x 3.0mm Multi Base Abutment short Platform Screw Included	3.0



Attachments	
AAA.MB.VBA_K3PRO/2	Abutment Extractor for MB sleeves with 2mm Post
AAA.MB.VBA_K3PRO/3	Abutment Extractor for MB Sleeves with 3mm Post
RS_LA	Spoon adapter for sleeves
MB.LAH	Multi Base spoon adapter insertion sleeve



K3Pro® VBA

Attachments for RapidFix® Abutments



Impression/ Lab	Item number	Description
	VBA_GTK50	RapidFix Transfer cap for closed tray impression
	VBA_LA50	RapidFix Abutment analog
	VBA_SK01	RapidFix Scan cylinder - titanium
	VBA_SK01.PK	RapidFix Scan cylinder - peek



Prosthetic caps		
Item number	Description	
VBA_LK01	RapidFix Locator/ Finder cap	
VBA50000GV	5.0mm Gingiva former cap for RapidFix abutments	
VBA_KK01	RapidFix glue cap	
VBA50000PKK.HSLA	RapidFix/ Bar abutment cap - HSL	
VBA50000PKK.PK	RapidFix/ Bar abutment cap - peek	
VBA50000PKK.POM	RapidFix/ Bar abutment cap - POM	
VBA50000PKK.T	RapidFix/ Bar abutment cap - titanium	
EA.TK50_K	Transfer cap short for closed tray impression K3Pro® 3 mm	
VBA50000PKK.Elitor	RapidFix/ Bar abutment cap - Elitor NSL	



Components		
Item number	Description	
VBA_EI2_3	K3Pro RapidFix Driver with contra-angle connection	
VBA_HREI2_3	K3Pro RapidFix Driver for hand / ratchet screwing	
HSVBA_1.6	Holding screw for VBA RapidFix abutments K3Pro®	
VBA_RH.2	RapidFix Abutment / implant positioning aid for 2mm Well	
VBA_RH.3	RapidFix Abutment / implant positioning aid for 3mm Well	
VBA_BS.01	K3Pro RapidFix drilling rail	



Attachments for MultiBase Abutments

Impression/ Lab 2 mm

Item number	Description
MB.GTK_1.4/2PRO	Abutment cap for closed tray impression Multi Base 2mm Post
EA.TK40_K	Transfer cap short for closed tray impression with K3Pro
MB.L_1.4/2PRO	Kit for Lab MultiBase 2mm



Prosthetic caps 2 mm

MB.SZP_1.4/2PRO	Scan Cylinder Peek for Multi Base 2mm Post
MB.SZT_1.4/2PRO	Scan Cylinder Titan for Multi Base 2mm Post
MB.PH_1.4/2PRO	POM sleeve for 2mm Post Multi Base
MB.KH_1.4/2PRO	Glue sleeve for 2mm Post Multi Base
MB.LK_1.4/2PRO	Locator/ Finder cap for Multi Base 2mm
MB.TH_1.4/2PRO	Titanium sleeve for 2mm Post Multi Base
MB.VK_1.4/2PRO	Sealing cap for Multi Base 2mm Post
MB.OTK_1.4/2Pro	Abutment cap for open tray impression Multi Base 2 mm Post
MB.LA_1.4/2Pro	Multi Base Abutment Analog 2 mm (lab screw included)



Abdruck/ Lab 3 mm

Short Platform

MB.GTK_1.6/3PRO	Abutment cap for closed tray impression Multi Base 3 mm Post
EA.TK50_K	Transfer cap for closed tray impression K3Pro 3 mm Post
MB.L_1.6/3PRO	Kit for Lab MultiBase 3mm



Prosthetic caps 3 mm


Short Platform

MB.SZP_1.6/3PRO	Scan Cylinder Peek for Multi Base 3mm Post
MB.SZT_1.6/3PRO	Scan Cylinder Titanium for Multi Base 3mm Post
MB.PH_1.6/3PRO	POM sleeve for 3mm Post Multi Base
MB.KH_1.6/3PRO	Glue sleeve for 3mm Post Multi Base
MB.LK_1.6/3PRO	Locator/ Finder cap for Multi Base 3mm
MB.TH_1.6/3PRO	Titan sleeve for 3mm Post Multi Base
MB.VK_1.6/3PRO	Sealing cap for Multi Base 3mm Post
MB.OTK_1.6/3Pro	Abutment cap for open tray impression Multi Base 3 mm Post
MB.LA_1.6/3Pro	Multi Base Abutment Analog 3 mm (lab screw included)




K3Pro® EAZ

Emergence Abutments



For aesthetic reasons, the EAZ emergence abutment is intended for use with an occlusal screw-down crown, and should be designed in two parts with its own emergence profile. For optimal design freedom, the slim construction shoulder is always circular, used with 10° to 30° angulations. This construction also allows users the option of fastening the crown with a horizontal screw connection. The oval flattening prevents rotation. It is available for both platforms and for shorts in two gingiva heights. Available for all K3Pro implants with classic bacteria-proof cone connection.



EMERGENCE ABUTMENTS

- Setup for the production of a screw-retained denture with its own emergence profile
- The circular shape of the extension shoulder allows ideal design freedom for the highest aesthetic demands
- For the manufacture of screw-retained or cemented dentures
- Setup for incisor and canine area with 2 mm platform
- Setup for all areas at 3 mm & Short Platform
- The crown is secured against rotation by the oval shape of the base structure
- Construction height ensures good adhesive or screw strength
- 1.5° cone connection for maximum stability and bacterial tightness
- Torque Recommendations: 2mm Platform: 20 Ncm | 3mm platform: 30 Ncm | Short Platform: 20 Ncm

EAZ Emergence Abutments

2 mm Platform			
Item number	Description	GH	°
EAZ_TV 400005.H/2PRO	4.0 x 0.5mm Emergence transversal abutment with 2mm post	0.5	0°
EAZ_TV 400015.H/2PRO	4.0 x 1.5mm Emergence transversal abutment with 2mm post	1.5	0°
EAZ_TV 401005.H/2PRO	4.0 x 0.5mm Emergence transversal abutment with 2mm post	0.5	10°
EAZ_TV 401015.H/2PRO	4.0 x 1.5mm Emergence transversal abutment with 2mm post	1.5	10°
EAZ_TV 402005.H/2PRO	4.0 x 0.5mm Emergence transversal abutment with 2mm post	0.5	20°
EAZ_TV 402015.H/2PRO	4.0 x 1.5mm Emergence transversal abutment with 2mm post	1.5	20°
EAZ_TV 403005.H/2PRO	4.0 x 0.5mm Emergence transversal abutment with 2mm post	0.5	30°
EAZ_TV 403015.H/2PRO	4.0 x 1.5mm Emergence transversal abutment with 2mm post	1.5	30°



3 mm Platform		Short Platform	
Item number	Description	GH	°
EAZ_TV 500005.H/3PRO	5.0 x 0.5mm Emergence transversal abutment with 3mm post	0.5	0°
EAZ_TV 500015.H/3PRO	5.0 x 1.5mm Emergence transversal abutment with 3mm post	1.5	0°
EAZ_TV 501005.H/3PRO	5.0 x 0.5mm Emergence transversal abutment with 3mm post	0.5	10°
EAZ_TV 501015.H/3PRO	5.0 x 1.5mm Emergence transversal abutment with 3mm post	1.5	10°
EAZ_TV 502005.H/3PRO	5.0 x 0.5mm Emergence transversal abutment with 3mm post	0.5	20°
EAZ_TV 502015.H/3PRO	5.0 x 1.5mm Emergence transversal abutment with 3mm post	1.5	20°
EAZ_TV 503005.H/3PRO	5.0 x 0.5mm Emergence transversal abutment with 3mm post	0.5	30°
EAZ_TV 503015.H/3PRO	5.0 x 1.5mm Emergence transversal abutment with 3mm post	1.5	30°



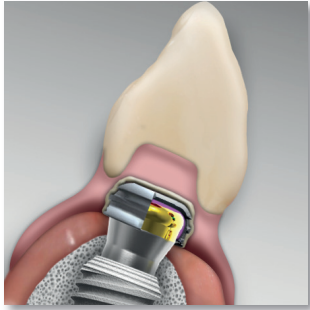
Components	
EAZ_SK1.4/CAST	Screwing ring Cast for Emergence EAZ abutments
EAZ_SK1.4/POM	Screwing ring POM for Emergence EAZ abutments
EAZ_TS1.4	Screw for Emergence EAZ abutments



Abutment screws can be found on pages 53-55.

K3Pro® FLA

Finder/ Locator® compatible Abutments




FLCI_01	Finder / Locator® compatible Basic instrument
FLWE_K	Finder / Locator® compatible contra-angle insertion tool short
FLWE_L	Finder / Locator® compatible contra-angle insertion tool long



FINDER/ LOCATOR® COMPATIBLE ABUTMENTS

- Structure for removable dentures
- Locator restoration supported by mucous membranes and implants
- 1.5° cone connection for a bacteria-tight connection and bone - and papilla preservation
- Solid secondary part: one-piece construction with integrated screw
- Build-ups cannot be re-prepared
- Attachment height: 1.3mm
- Torque Recommendations: 2mm Platform: 15-20 Ncm | 3mm Platform: 25-30 Ncm | Short platform: 15-20 Ncm




FLA Finder/ Locator® compatible Abutments

2 mm Platform		
Item number	Description	GH
FLA 05000+NH/2	0.5mm Finder / Locator® compatible abutment with 2mm post	0.5
FLA 15000+NH/2	1.5mm Finder / Locator® compatible abutment with 2mm post	1.5
FLA 25000+NH/2	2.5mm Finder / Locator® compatible abutment with 2mm post	2.5
FLA 35000+NH/2	3.5mm Finder / Locator® compatible abutment with 2mm post	3.5
FLA 45000+NH/2	4.5mm Finder / Locator® compatible abutment with 2mm post	4.5



3 mm Platform		
Item number	Description	GH
FLA 05000+NH/3	0.5mm Finder / Locator® compatible abutment with 3mm post	0.5
FLA 15000+NH/3	1.5mm Finder / Locator® compatible abutment with 3mm post	1.5
FLA 25000+NH/3	2.5mm Finder / Locator® compatible abutment with 3mm post	2.5
FLA 35000+NH/3	3.5mm Finder / Locator® compatible abutment with 3mm post	3.5
FLA 45000+NH/3	4.5mm Finder / Locator® compatible abutment with 3mm post	4.5



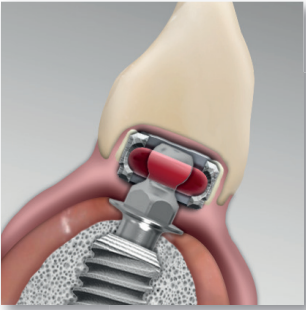
Short Platform		
Item number	Description	GH
FLA 05000+NH/3_S	0.5mm Finder / Locator® compatible abutment with short post	0.5
FLA 15000+NH/3_S	1.5mm Finder / Locator® compatible abutment with short post	1.5
FLA 25000+NH/3_S	2.5mm Finder / Locator® compatible abutment with short post	2.5
FLA 35000+NH/3_S	3.5mm Finder / Locator® compatible abutment with short post	3.5




Components	
FLCS_01	Finder / Locator® compatible Matrices set default
FLCS_02	Finder / Locator® compatible Matrices set (extended)
FLC_01	Finder / Locator® compatible tray impression cap
FLA_01	Finder / Locator® compatible abutment analog
FLR_01/SET	Finder / Locator® compatible stake (transparent - 2270g), 2 pieces
FLR_02/SET	Finder / Locator® compatible stake (pink - 1365g), 2 pieces
FLR_03/SET	Finder / Locator® compatible stake (blue - 680g), 2 pieces
FLR_04/SET	Finder / Locator® compatible stake (green - 1850g), 2 pieces
FLR_05/SET	Finder / Locator® compatible stake (orange - 907g), 2 pieces
FLR_06/SET	Finder / Locator® compatible stake (red - 500g), 2 pieces
FLR_07/SET	Finder / Locator® compatible stake (black - 500g), 2 pieces
FLR_08/SET	Finder / Locator® compatible spacer ring (block out), 2 pieces



Abutment screws can be found on pages 53-55.

K3Pro® KKA**O-Ring Abutments****O-RING ABUTMENTS**

- Structure for removable dentures
- Mucosal and implant-borne O-ring restoration
- 1.5° cone connection for a bacteria-tight connection and bone and papilla preservation
- Solid secondary part: one-piece construction with integrated screw
- Build-ups cannot be re-prepared
- Attachment height 3.6 mm
- Torque Recommendations: 15-20 Ncm (2mm) / 25-30 Ncm (3mm) / 15-20 Ncm (Short)



KKA O-Ring Abutments

2 mm Platform		
Item number	Description	GH
KKA 0500+NH/2PRO	0.5mm 0° O-Ring abutment with 2mm post	0.5
KKA 1500+NH/2PRO	1.5mm 0° O-Ring abutment with 2mm post	1.5
KKA 3000+NH/2PRO	3.0mm 0° O-Ring abutment with 2mm post	3.0
KKA 4500+NH/2PRO	4.5mm 0° O-Ring abutment with 2mm post	4.5

3 mm Platform		
Item number	Description	GH
KKA 0500+NH/3PRO	0.5mm 0° O-Ring abutment with 3mm post	0.5
KKA 1500+NH/3PRO	1.5mm 0° O-Ring abutment with 3mm post	1.5
KKA 3000+NH/3PRO	3.0mm 0° O-Ring abutment with 3mm post	3.0 </td
KKA 4500+NH/3PRO	4.5mm 0° O-Ring abutment with 3mm post	4.5

Short Platform		
Item number	Description	GH
KKA 0500+NH/3PRO_S	0.5mm 0° O-Ring abutment with 3mm short post	0.5
KKA 1500+NH/3PRO_S	1.5mm 0° O-Ring abutment with 3mm short post	1.5
KKA 3000+NH/3PRO_S	3.0mm 0° O-Ring abutment with 3mm short post	3.0
KKA 4500+NH/3PRO_S	4.5mm 0° O-Ring abutment with 3mm short post	4.5

Components	
KKAA	O-Ring abutment analog
KK_GK.H	O-Ring Matrice (closed - hard)
KK_GK.P	O-Ring Matrice (plastic pink - closed)
KK_GK.S	O-Ring Matrice (closed - soft)
KK_OK.H	O-Ring Matrice (open - hard)
KK_OK.S	O-Ring Matrice (open - soft)
KK_OR.EH/SET	O-Ring (black - extra hard 1800g), 2 pieces
KK_OR.H/SET	O-Ring (green - hard 1200g), 2 pieces
KK_OR.L/SET	O-Ring (light green - Lab 500g), 2 pieces
KK_OR.W/SET	O-Ring (red - soft 900g), 2 pieces
KKEI_01	O-Ring insertion tool with ISO connection
KKEI_02	O-Ring insertion tool with ratchet connection



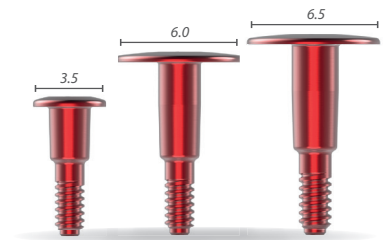
K3Pro® Screws & membrane fixation

Sealing screws/posts & membrane fixation

IKAS implant/ membrane fixation screws


2 mm Platform

IKAS_35000.2	Implant/membrane fixation screw 3.5 x 0.0mm for 2mm Well	
IKAS_35010.2	Implant/membrane fixation screw 3.5 x 1.0mm for 2mm Well	
IKAS_35020.2	Implant/membrane fixation screw 3.5 x 2.0mm for 2mm Well	
IKAS_35030.2	Implant/membrane fixation screw 3.5 x 3.0mm for 2mm Well	
IKAS_60000.2	Implant/membrane fixation screw 6.0 x 0.0mm for 2mm Well	
IKAS_60010.2	Implant/membrane fixation screw 6.0 x 1.0mm for 2mm Well	
IKAS_60020.2	Implant/membrane fixation screw 6.0 x 2.0mm for 2mm Well	
IKAS_60030.2	Implant/membrane fixation screw 6.0 x 3.0mm for 2mm Well	
IKAS_65000.2	Implant/membrane fixation screw 6.5 x 0.0mm for 2mm Well	
IKAS_65010.2	Implant/membrane fixation screw 6.5 x 1.0mm for 2mm Well	
IKAS_65020.2	Implant/membrane fixation screw 6.5 x 2.0mm for 2mm Well	
IKAS_65030.2	Implant/membrane fixation screw 6.5 x 3.0mm for 2mm Well	



3 mm Platform

IKAS_45000.3	Implant/membrane fixation screw 4.5 x 0.0mm for 3mm Well	
IKAS_45010.3	Implant/membrane fixation screw 4.5 x 1.0mm for 3mm Well	
IKAS_45020.3	Implant/membrane fixation screw 4.5 x 2.0mm for 3mm Well	
IKAS_45030.3	Implant/membrane fixation screw 4.5 x 3.0mm for 3mm Well	
IKAS_65000.3	Implant/membrane fixation screw 6.5 x 0.0mm for 3mm Well	
IKAS_65010.3	Implant/membrane fixation screw 6.5 x 1.0mm for 3mm Well	
IKAS_65020.3	Implant/membrane fixation screw 6.5 x 2.0mm for 3mm Well	
IKAS_65030.3	Implant/membrane fixation screw 6.5 x 3.0mm for 3mm Well	
IKAS_80000.3	Implant/membrane fixation screw 8.0 x 0.0mm for 3mm Well	
IKAS_80010.3	Implant/membrane fixation screw 8.0 x 1.0mm for 3mm Well	
IKAS_80020.3	Implant/membrane fixation screw 8.0 x 2.0mm for 3mm Well	
IKAS_80030.3	Implant/membrane fixation screw 8.0 x 3.0mm for 3mm Well	



Short Platform

IKAS_45000.3_S	Implant/membrane fixation screw 4.5 x 0.0mm for Short Platform	
IKAS_45010.3_S	Implant/membrane fixation screw 4.5 x 1.0mm for Short Platform	
IKAS_45020.3_S	Implant/membrane fixation screw 4.5 x 2.0mm for Short Platform	
IKAS_45030.3_S	Implant/membrane fixation screw 4.5 x 3.0mm for Short Platform	



Sealing screws & healing posts

Sealing screws

VSK2K	Sealing screw for K3Pro 2mm Platform	
VSK3K	Sealing screw for K3Pro 3mm Platform	
VSK3K_S	Sealing screw for K3Pro Short Platform	

Healing posts

TPE2K	Healing post TPE for K3Pro with 2mm Well	
TPE3K	Healing post TPE for K3Pro with 3mm Well	



Lab/ Implant analog

LAK3Pro/2	Lab analog K3Pro® 2 mm Well	
LAK3Pro.KH	Lab click sleeve for analog K3Pro® 2 mm Well	
LAK3Pro.KA/2	Lab click analog K3Pro® 2 mm Well	



Closed tray impression

ETK3Pro/2.Set	Transfer post for closed tray impression K3Pro® (screw included)	
ETK3Pro/2.Alu.Set	Transfer post for closed tray impression -aluminium- K3Pro® (screw included)	
ETK3Pro/2_L.Set	Transfer post for closed tray impression K3Pro® - long (screw included)	
EA.TK40_K	Transfer post short for closed tray impression K3Pro	
KS_ET.K3Pro/2	Bullet screw for closed transfer	



Open tray impression

OT_K3Pro/2.Set	Transfer post for open tray impression K3Pro® (screw included)	
OT_K3Pro/2.Alu.Set	Transfer post for open tray impression K3Pro®-aluminium- (screw included)	
OT_K3Pro/2_L.Set	Transfer post for open tray impression K3Pro® -long- (screw included)	



Provisional abutments

PA 4000	4.0 x 1.5 mm 0° provisional abutment - indexed	
PA 401015	4.0 x 1.5 mm 10° provisional abutment - indexed	
PA 401515	4.0 x 1.5 mm 15° provisional abutment - indexed	
EAK_A4.0	Preform abutment Analog 2 mm	



Scan post

CGSB_K3Pro/2_K	TriScan Scan post for K3Pro® Ti-Base Titan - short	
CGSB_K3Pro/2.PK_K	TriScan Scan post for K3Pro® Ti-Base Peek - short	
CGSB_K3Pro/2.PK	TriScan Scan post for K3Pro® Ti-Base Peek	
ETS.K3Pro/2.Set	Abutment screw K3Pro® (2 pieces) 2mm Platform	




K3Pro® Lab

Lab components for 3 mm Platform

Lab/ Implant analog

LAK3Pro/3	Lab analog K3Pro® 3 mm Well	
LAK3Pro.KH	Lab click sleeve for Analog K3Pro® 3 mm Well	
LAK3Pro.KA/3	Lab Click analog K3Pro® 3 mm Well	



Closed tray impression

ETK3Pro/3.Set	Transfer post for closed tray impression K3Pro® (screw included)	
ETK3Pro/3.Alu.Set	Transfer post for closed tray impression -aluminium- K3Pro® (screw included)	
ETK3Pro/3_L.Set	Transfer post for closed tray impression K3Pro® - long (screw included)	
EA.TK50_K	Transfer post for closed tray impression K3Pro	
KS_ET.K3Pro/3	Bullet screw for closed transfer	




Open tray impression

OT_K3Pro/3.Set	Transfer post for open tray impression K3Pro® (screw included)	
OT_K3Pro/3.Alu.Set	Transfer post for open tray impression K3Pro® -aluminium- (screw included)	
OT_K3Pro/3_L.Set	Transfer post for open tray impression K3Pro® -long- (screw included)	



Provisional abutments

PA 5000	5.0 x 1.5 mm 0° provisional abutment	
PA 501015	5.0 x 1.5 mm 10° provisional abutment	
PA 501515	5.0 x 1.5 mm 15° provisional abutment	
EAK_A5.0	Preform abutment analog 3 mm	



Scan posts

CGSB_K3Pro/3_K	TriScan Scan post for K3Pro® Ti-Base titanium - short	
CGSB_K3Pro/3.PK_K	TriScan Scan post for K3Pro® Ti-Base Peek - short	
CGSB_K3Pro/3.PK	TriScan Scan post for K3Pro® Ti-Base Peek	
ETS.K3Pro/3.Set	Abutment screw K3Pro® (2 pieces) 3mm Platform	



Lab/ Implant analog	
LAK3Pro/3_S	Lab analog K3Pro® 3 mm Well
LAK3Pro.KH	Lab click sleeve for analog K3Pro® 3 mm Well
LAK3Pro.KA/3_S	Lab click analog K3Pro® 3 mm Well




Closed tray impression	
ETK3Pro/3.S_Set	Transfer post for closed tray impression K3Pro® (screw included)
EA.TK50_S	Transfer post for closed tray impression K3Pro



Open tray impression	
OT_K3Pro/3.S_Set	Transfer post for open tray impression K3Pro® (screw included)



Provisional abutments	
PA 5000	5.0 x 1.5 mm 0° provisional abutment
PA 501015	5.0 x 1.5 mm 10° provisional abutment
PA 501515	5.0 x 1.5 mm 15° provisional abutment



Scan posts	
CGSB_K3Pro/3_K	TriScan Scan post for K3Pro® Ti-Base titanium - short
CGSB_K3Pro/3.PK_K	TriScan Scan post for K3Pro® Ti-Base Peek - short
CGSB_K3Pro/3.PK	TriScan Scan post for K3Pro® Ti-Base Peek
AS.K3Pro_S1.6.Set	Abutment screw K3Pro® (2 pieces) Short Platform



Cleaning instructions for Trays & Instruments

1. Immediately after application
 - Remove coarse dirt
 - Rinse the cavities
2. Pre-cleaning
 - Remove residues and dirt
 - Use suitable, listed cleaning agents
 - Optional use of auxiliary devices (e.g. ultrasound)
3. Cleaning
 - Combination of immersion and brushing off instruments
 - Use suitable, listed cleaning agents
 - The use of steel brushes or steel wool is strongly discouraged!
4. Intermediate rinse
 - Rinse with water to remove cleaning chemicals, dirt residue and other foreign substances
 - All inner and outer surfaces must be rinsed
5. Drain
 - Complete drainage of the medical device
6. Check for cleanliness
 - Visually inspect, use if necessary a magnifying glass or magnifying lamp
7. Desinfection
 - Immersion bath in verified disinfectant solution
 - Wet thoroughly
8. Last rinse
 - Rinse with water to remove cleaning chemicals, dirt residue and other foreign substances
9. Drying
 - Drain all surfaces, if necessary use compressed air, clean, low-germ,
 - Use lint-free cloths or a drying cabinet
10. Documentation and decontrol
11. Complete the following steps with gloves
 - Functional check (magnifying glass inspection)
 - packaging
 - sterilization

The detailed recommendations for reprocessing instruments can be found in the "Brief instructions: Reprocessing of reusable dental instruments". For their purchase, as well as for all other questions about the processing process, you can contact us directly.

K3Pro® Trays

Instrument trays overview

CLASSIC SURGERY

SK01_K3PRO.ZB
K3Pro® Basic Tray Sure/ Short



SK01_K3PRO.KB
K3Pro® Basic Tray Rapid



SK02_K3PRO
K3Pro® Expert Tray Rapid/ Sure



SK03_K3PRO
K3Pro® Professional Tray Rapid/ Sure



BS.PB_K3Pro
K3Pro® Drill stop & Pilot drill Tray



FULL GUIDED SURGERY

SK07_K3PRO
K3Pro Rapid Surgery Kit for 3.0/3.5mm



SK08_K3PRO
K3Pro Rapid Surgery Kit for 4.0/4.5mm



SK09_K3PRO
K3Pro Rapid Surgery Kit for 5.0/6.0mm



PROSTHETIC TRAYS

PIS_01
K3Pro® Prosthetic/ Lab Tray



PIS_02
K3Pro® Prosthetic/ Lab Tray
(extended)



PK01_K3Pro
K3Pro® Prosthetic Tray



K3Pro® Classic Surgery

Trays for classic Implant surgery



SK01_K3PRO.ZB K3Pro® Basic Tray Sure/ Short

All the instruments you need to place K3Pro® Sure / Short implants. Final surgical steel drills are available in spiral form for high to low speeds or titanium cannon drill form for low speeds. Includes prosthetic instruments for basic applications.



SK01_K3PRO.KB K3Pro® Basic Tray Rapid

All the instruments you need to place K3Pro® Rapid implants. Final surgical steel drills are available in spiral form for high to low speeds or titanium cannon drill form for low speeds. Includes prosthetic instruments for basic applications.



SK02_K3PRO K3Pro® Expert Tray Rapid/ Sure

Complete surgical equipment tray for the implantation of K3Pro® Rapid and Sure / Short implants in all dimensions. Includes Pilot drill with integrated depth stop. Final drills are available in steel or titanium. Surgical & prosthetic tools for measurement, parallelization and exposure. Prosthetic instruments for advanced applications.

K3Pro® Trays

Overview of the instrument trays



SK03_K3PRO K3Pro® Professional Tray Rapid/ Sure

The professional surgical equipment tray for the implantation of K3Pro® Rapid and Sure / Short implants in all dimensions. Pilot drill with integrated depth stop including drill stop sleeves for final drills (these are available in steel or titanium). Surgical & prosthetic tools for measurement, parallelization and exposure. Prosthetic instruments for advanced applications.

	3.0 mm	3.5 mm	4.0 mm	4.5 mm	5.0 mm	6.0 mm
6.5 mm						
8.5 mm						
10 mm						
12 mm						
14 mm						
16 mm						



BS.PB_K3Pro K3Pro® Drill stop & Pilot drill Tray

The ideal addition to the K3Pro® Basic Tray Sure / Short and Rapid for use in difficult indications. It contains pilot drills with integrated depth stop and drill stop sleeves for final drills.

K3Pro® Guided Surgery

Full guided implant surgery trays



SK07_K3PRO K3Pro Rapid Surgery Kit for 3.0/3.5mm

The 3.0 and 3.5 diameter instrument kit for fully navigated implant surgery placing K3Pro® Rapid implants. Minimally invasive and periosteal-friendly implantology using a drilling template equipped with the 3.0 - 3.5 mm K3Pro drill sleeves. Conveniently equipped with gingiva punch, trepan, planeter and pure pilot drills. Also included is the Implant introducer with precise depth stop for mechanical and ratchet insertion.



SK08_K3PRO K3Pro Rapid Surgery Kit for 4.0/4.5mm

The 4.0 and 4.5 diameter instrument kit for fully navigated implant surgery using K3Pro® Rapid and short implants. Minimally invasive and periosteal-friendly implantology using a drilling template equipped with the 4.0 - 4.5 mm K3Pro drill sleeves. Conveniently equipped with a gingival punch, trepan and planeter. The implant introducer with precise depth stop for mechanical and ratchet insertion is also included.



SK09_K3PRO K3Pro Rapid Surgery Kit for 5.0/6.0mm

The 5.0 and 6.0 diameter instrument kit for fully navigated implant surgery using K3Pro® Rapid and short implants. Minimally invasive and periosteal-friendly implantology using a drilling template equipped with the 5.0 - 6.0 mm K3Pro drill sleeves. A gingival punch, trepan and planeter are included. Also comes with the implant introducer with precise depth stop for mechanical and ratchet insertion.



PIS_01 K3Pro® Prosthetics/ Lab Tray

The basic prosthetic instruments for single tooth restorations including abutment removal tools and ratchet. Sufficient for single crowns and cemented bridges. Ideal laboratory equipment.



PIS_02 K3Pro® Prosthetic/ Lab Tray – extended

Supplementary prosthetic instruments for the PIS_01 prosthetic kit. The kit is used for the restoration of fixed or removable dentures on all K3Pro abutments.



PK01_K3Pro K3Pro® Prosthetic Tray

Surgical and prosthetic instruments for the complete K3Pro product range. For any application in prosthetic restoration. Surgical instruments for exposure and bone conditioning. Probes and positioning aids for optimal abutment selection.

K3Pro® Explanations

Characters, symbols & Labeling

Color coding of our platforms



2 mm Platform



3 mm Platform



3 mm Short Platform



ARGON's K3Pro® products are CE marked and meet the requirements of the Medical Device Directive 93/42 EEC



The Instructions for use need to be read carefully



Sterilized by radiation



Indicates the serial number



Inner product sterile



Single use only



Not sterile



Use before the expiration date



Manufacturing date



Manufacturer



Our Peri Protect System.

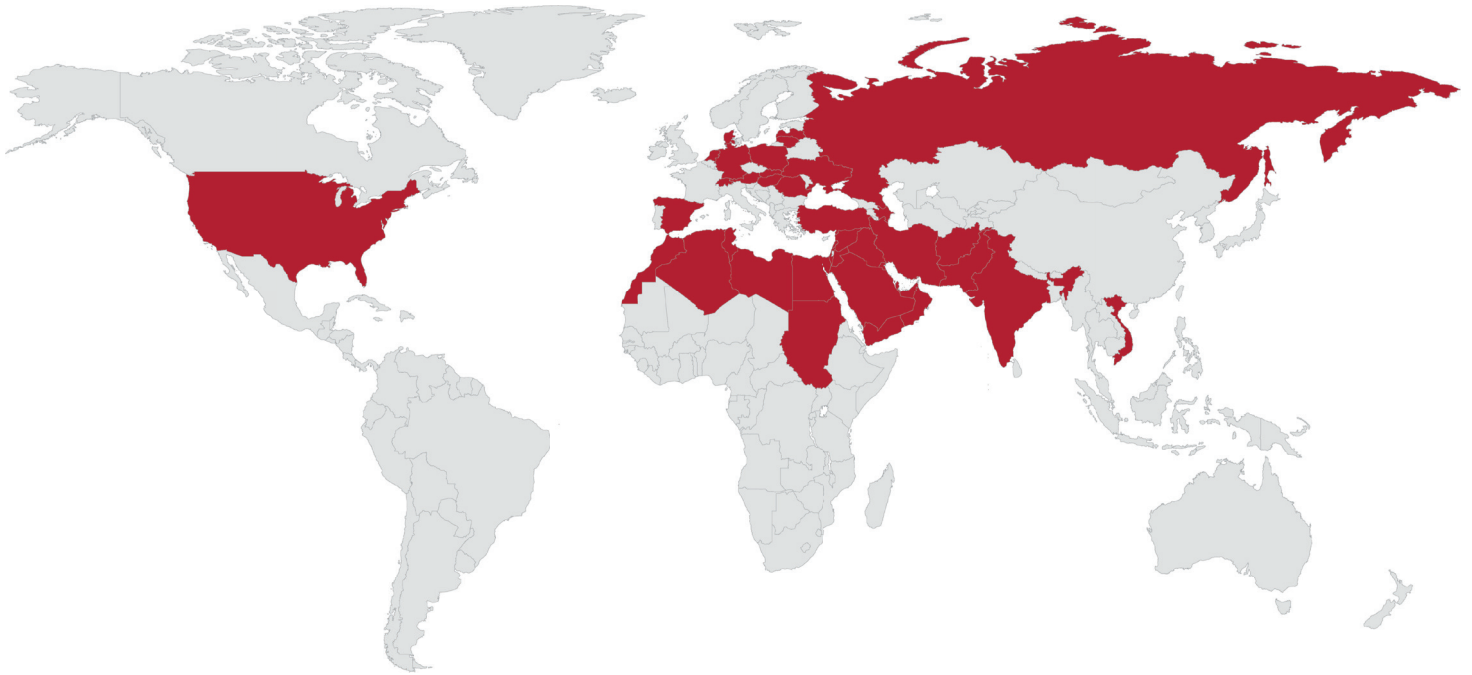
The conical implant-abutment connection in this consequence, as we take it for granted, has advantages in all aspects of the sustainability of an implantological restoration. Many aspects of patient compliance and oral hygiene are difficult to influence. But the bottom line for us as a manufacturer with the ambition to produce one of the best implants in the world for the best doctors and their patients is to make the implant as resistant to peri-implantitis as possible. Because peri-implantitis is everyone's business!

The idea behind it: a permanent bony seal around and above the implant that never breaks down. Because if we have healthy bones, we also have healthy mucous membranes. Our first step there is subcrestal positioning. This is not just for aesthetics. Long-term studies show that crestal bone collapse around the implant is often caused by stress on the corticalis. While other manufacturers are considering how the shoulder should be designed to reduce this stress, we're going a step further by not exercising it from the start.

The second characteristic that goes along with this is the beveled, completely surface-treated implant shoulder. It forms the basic prerequisite for sealing by new bone formation over the implant. And to ensure that it stays that way, the most important function of our unique long cone comes into play here: the frictional and dimensionally stable connection to the abutment eliminates any micro-movement or gap formation. This means that bacterial contamination of the interior of the implant is not possible.

What would our PeriProtect design be without the highest quality „Made in Germany“ of the processed materials? Of course, we only use grade 4 pure titanium for our implants. Our surface is long-term etched using the unique OsteoActive process. This is the only way to achieve their maximum size thanks to the particularly large number of cavities for safe osseointegration. We do not use radiation in the sense of the absolute purity of the surface.

From the beginning we did everything to give K3Pro the optimal design against peri-implant complications. That is what we mean by sustainability. Your patients will love it. Now it's your turn.



manufactured by:



Argon Medical Productions &
Vertriebs Gesellschaft mbH & Co. KG
Franz-Kirsten Straße 1
55411 Bingen am Rhein
Tel. +49-6721/ 3096-0
Fax +49-6721/ 3096-29
www.argon-medical.com
info@argon-medical.com

distributed by: *(stamp)*

